

FAIRADISE



2017 BERRIEN COUNTY YOUTH FAIR

Jr. Patterns

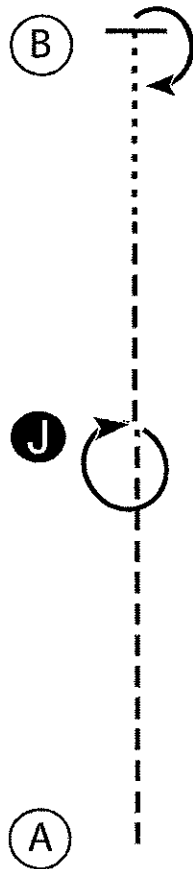
Berrien County Youth Fair

Showmanship - Saddle Seat - 1064 (Jr. Exhibitor)

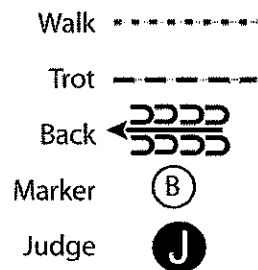
Show Date: 2017

W W W . H O R S E S H O W P A T T E R N S . C O M

W W W . H O R S E S H O W P A T T E R N S . C O M



1. Trot from A to Judge.
2. Stop, perform a 360 degree turn and set up for inspection.
3. When dismissed trot half way to B, break to the walk and walk to B.
4. Stop at B, perform a 180 degree turn, and wait for instructions from the ring steward.



[S/1-9]

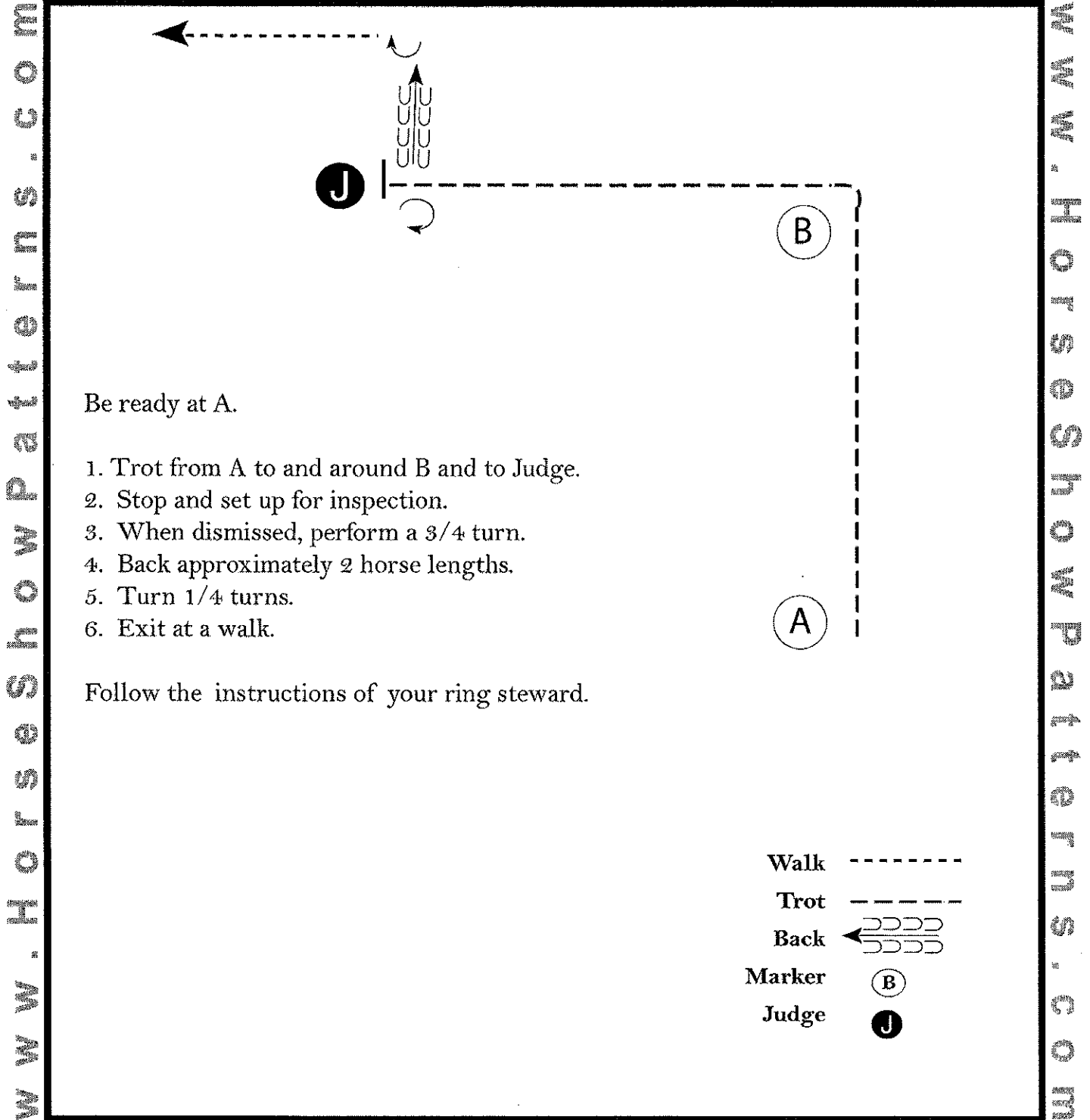
Pattern Provided by:

BCYF Equine Committee

Berrien County Youth Fair

Showmanship - Hunt Type - 1065, 1066 (Jr. Exhibitor)

Show Date: 2017



[S/2-38]

Pattern Provided by:

BCYF Equine Committee

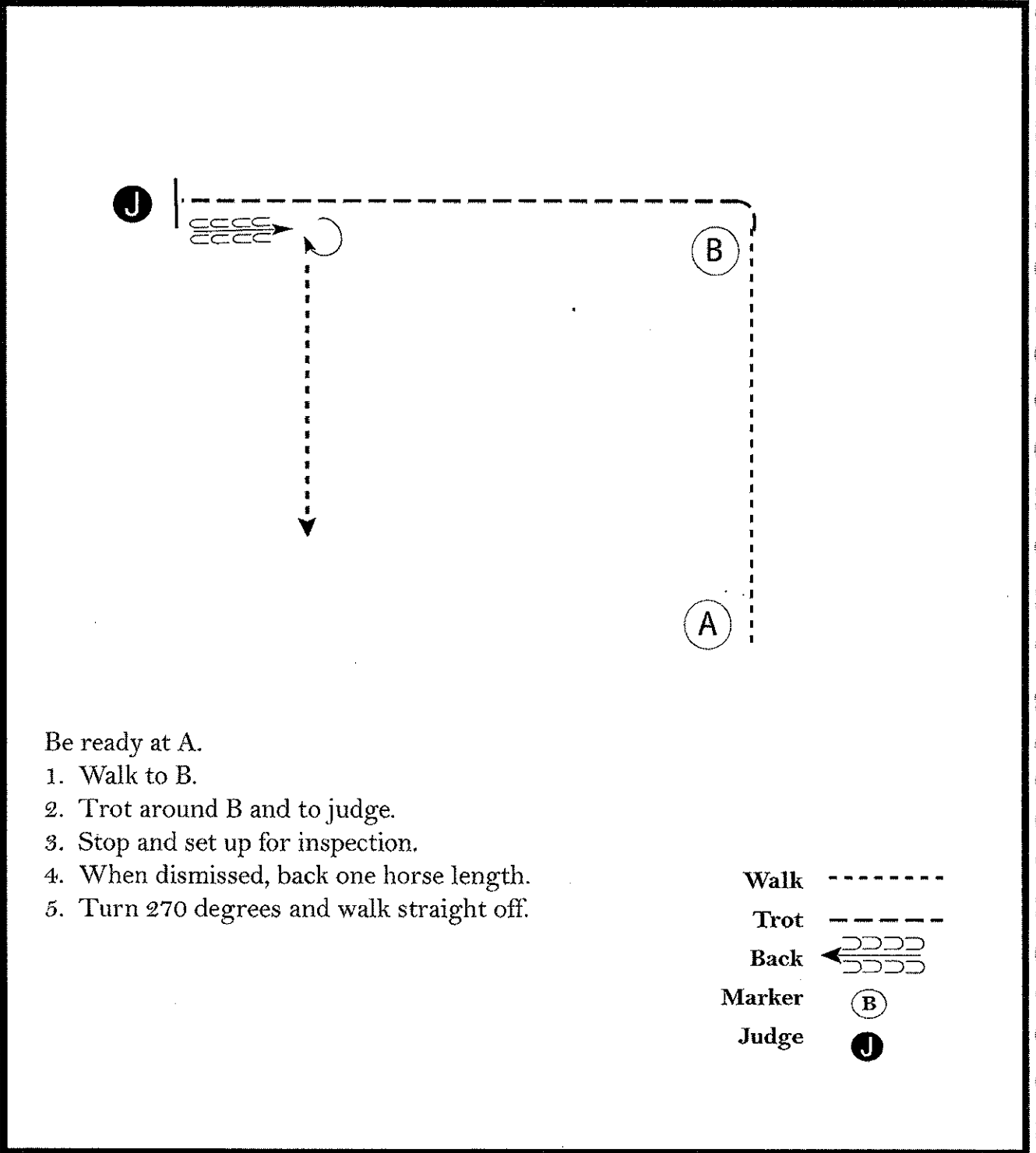
Berrien County Youth Fair

Showmanship - Horse/Pony - 1067, 1068, 1071, 1072 (Jr. Exhibitor)

Show Date: 2017

www.HorseShowPatterns.com

www.HorseShowPatterns.com



Be ready at A.

1. Walk to B.
2. Trot around B and to judge.
3. Stop and set up for inspection.
4. When dismissed, back one horse length.
5. Turn 270 degrees and walk straight off.

Walk	-----
Trot	-----
Back	← ← ←
Marker	Ⓟ
Judge	●

[S/1-23]

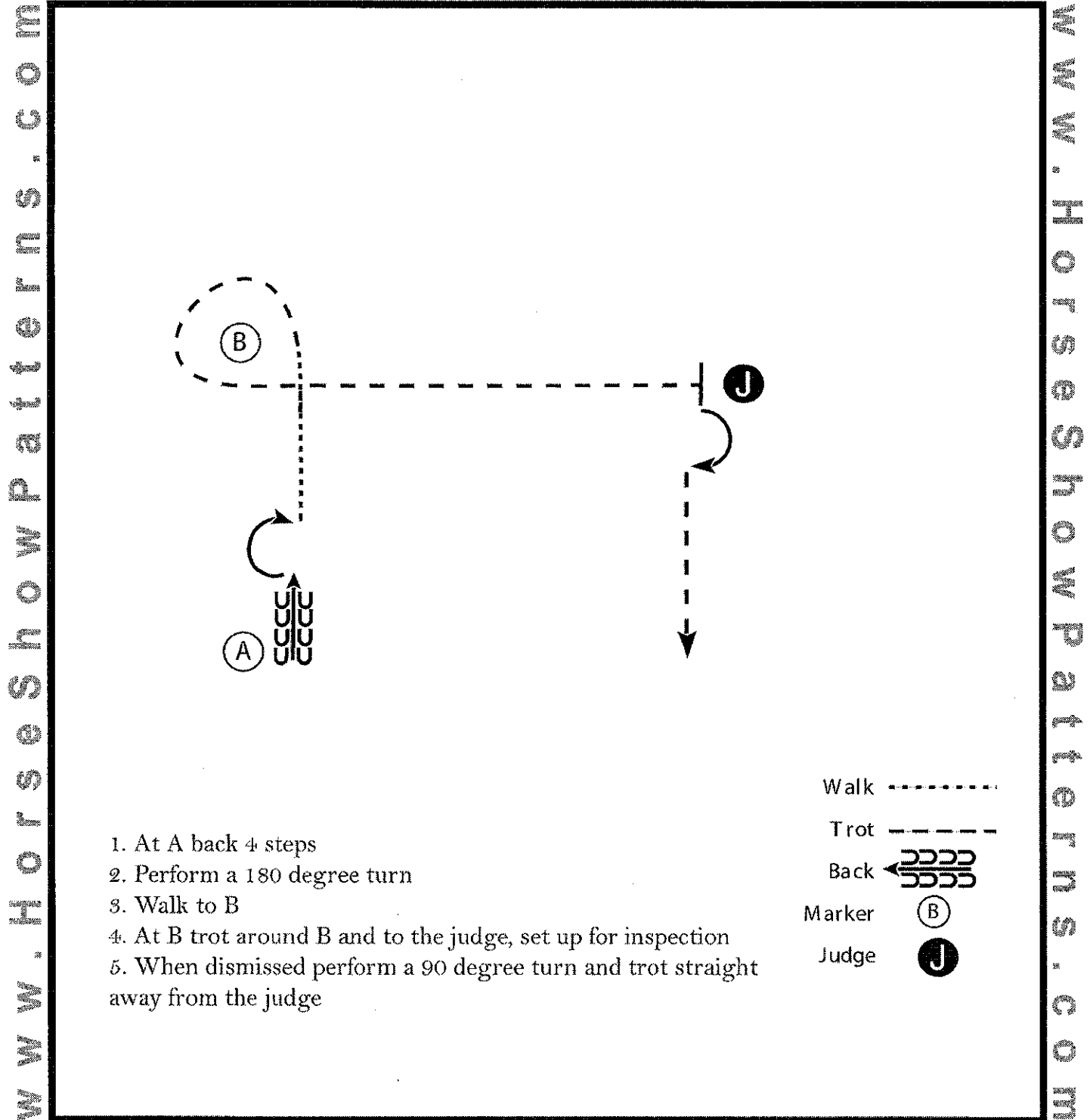
Pattern Provided by:

BCYF Equine Committee

Berrien County Youth Fair

Showmanship - Horse/Pony - 1069, 1070, 1073, 1074 (Jr. Exhibitor)

Show Date: 2017



[S/2-1]

Pattern Provided by:

BCYF Equine Committee

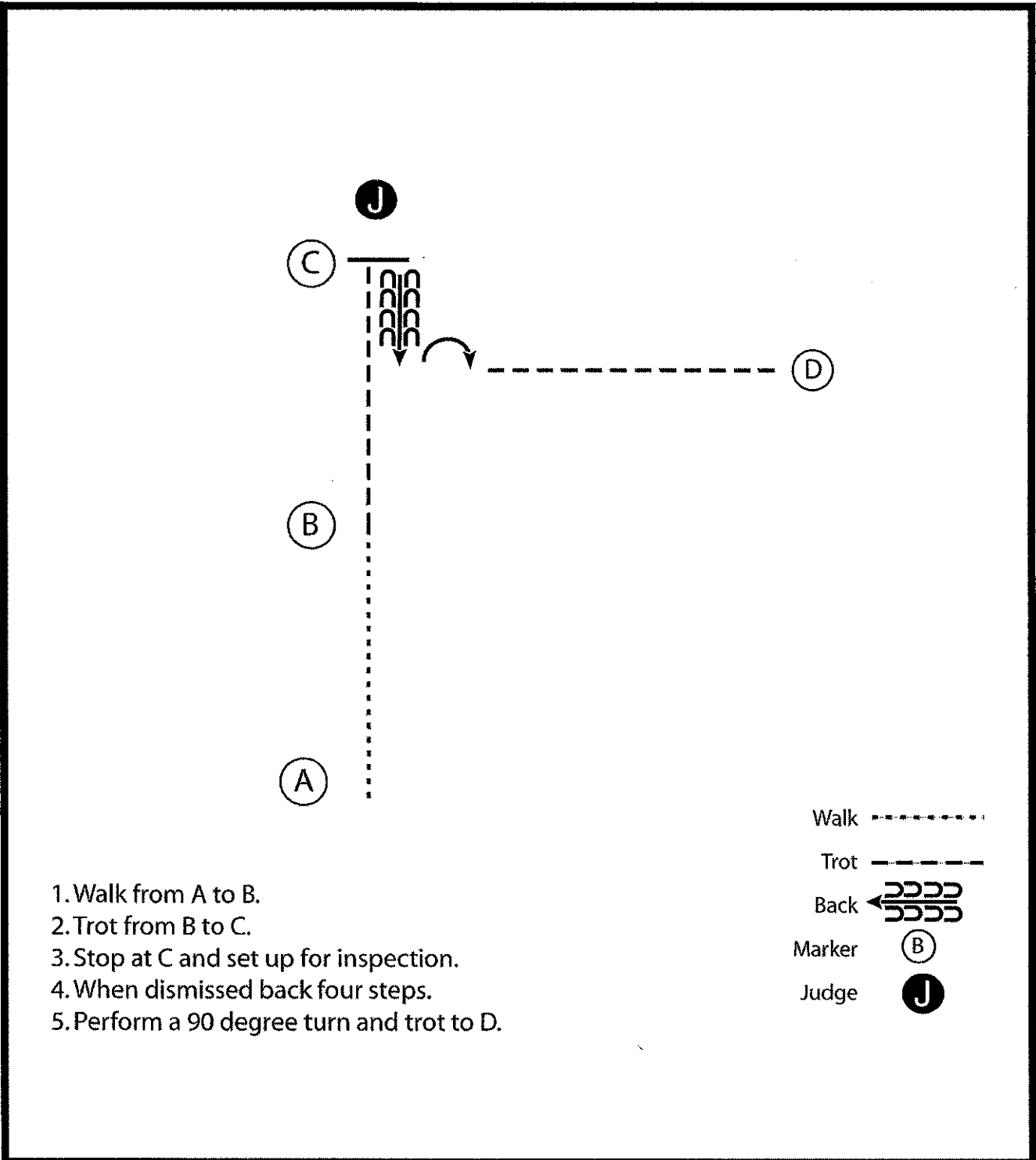
Berrien County Youth Fair

Showmanship - Gymkhana/Novice - 1075, 1076 (Jr. Exhibitor)

Show Date: 2017

www.HorseShowPatterns.com

www.HorseShowPatterns.com



[S/2-7]

Pattern Provided by:
BCYF Equine Committee

Berrien County Youth Fair

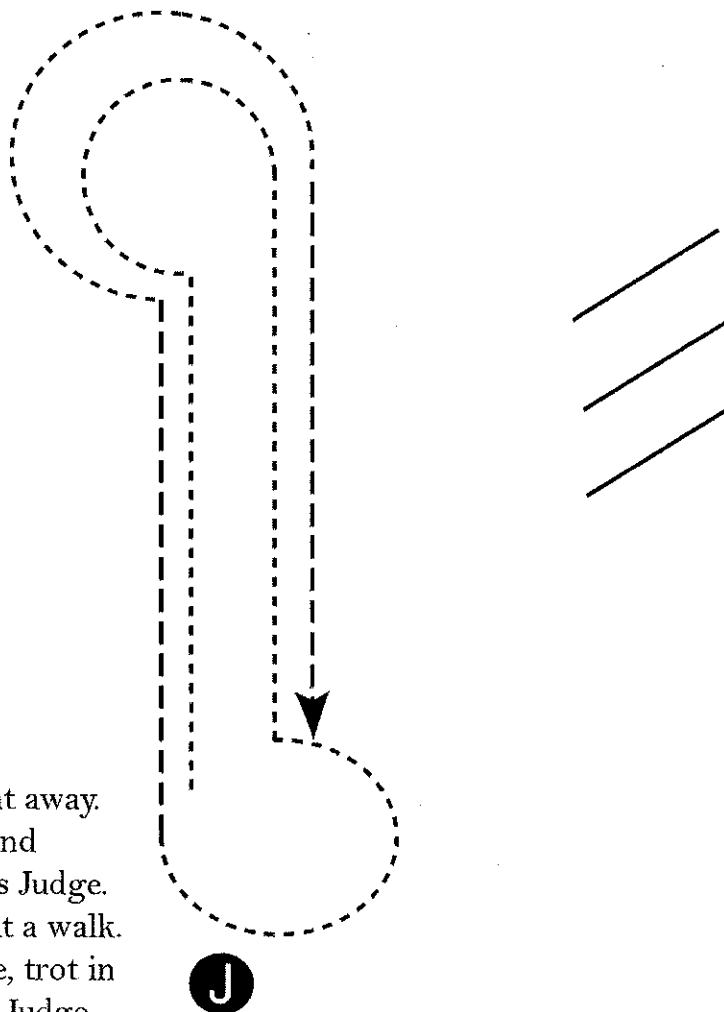
Showmanship - Draft Type - 1055 (Jr. & Sr. Exhibitors)

Show Date: 2017

www.HorseShowPatterns.com

www.HorseShowPatterns.com

1. From Judge, walk straight away. Walk a "golf club" loop and continue walking towards Judge.
2. Make a "golf club" loop at a walk. When lined up with Judge, trot in a straight line away from Judge.
3. Walk a "golf club" loop and trot the remainder of the way back to Judge. Set up for inspection (may turn horse 45 degrees either direction).
4. When dismissed, trot away from Judge.



- Walk -----
Trot -----
Back ←-----
Marker (B)
Judge (J)

[DP/S-1]

Pattern Provided by:
BCYF Equine Committee

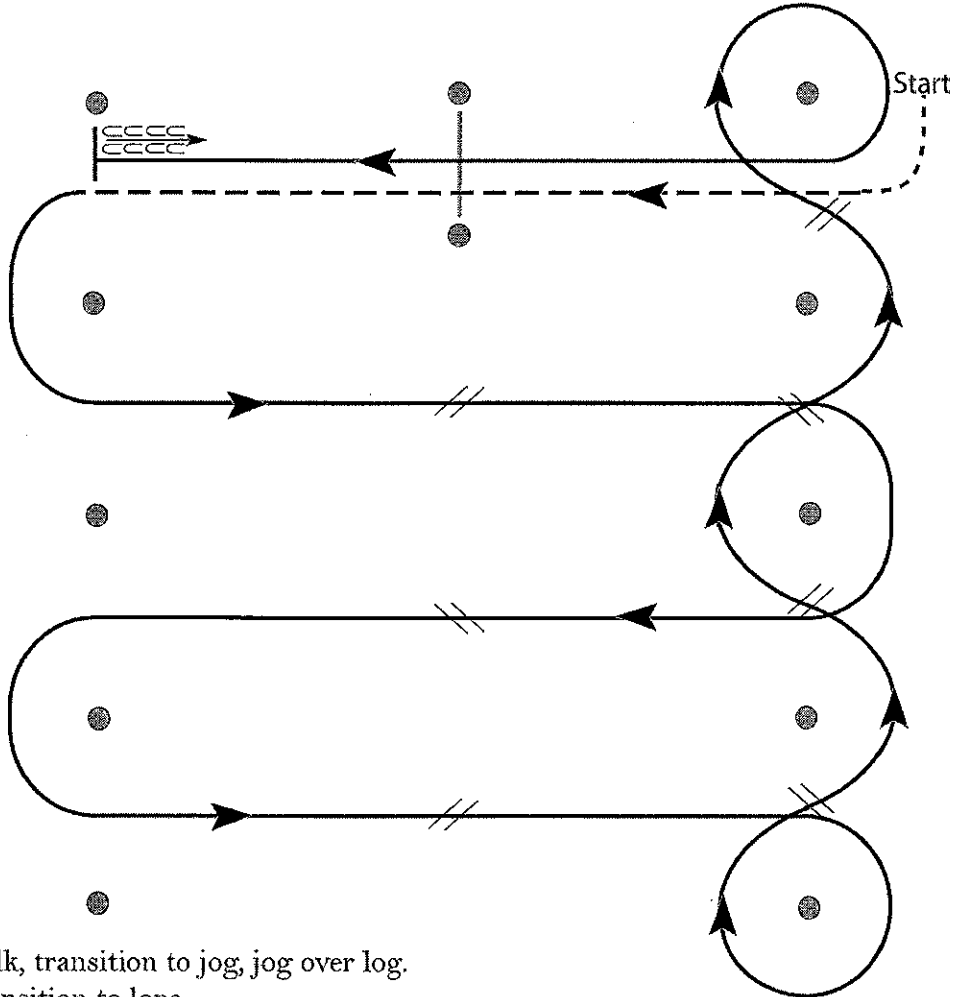
Berrien County Youth Fair

Western Riding - 1083 (Jr. & Sr. Exhibitors)

Show Date: 2017

www.HorseShowPatterns.com

www.HorseShowPatterns.com



1. Walk, transition to jog, jog over log.
2. Transition to lope.
3. First crossing change.
4. Second crossing change.
5. Third crossing change.
6. Circle and first line change.
7. Second line change.
8. Third line change.
9. Fourth line change and circle.
10. Lope log.
11. Lope, stop and back.

[WR/OP-2]

Pattern Provided by:

BCYF Equine Committee

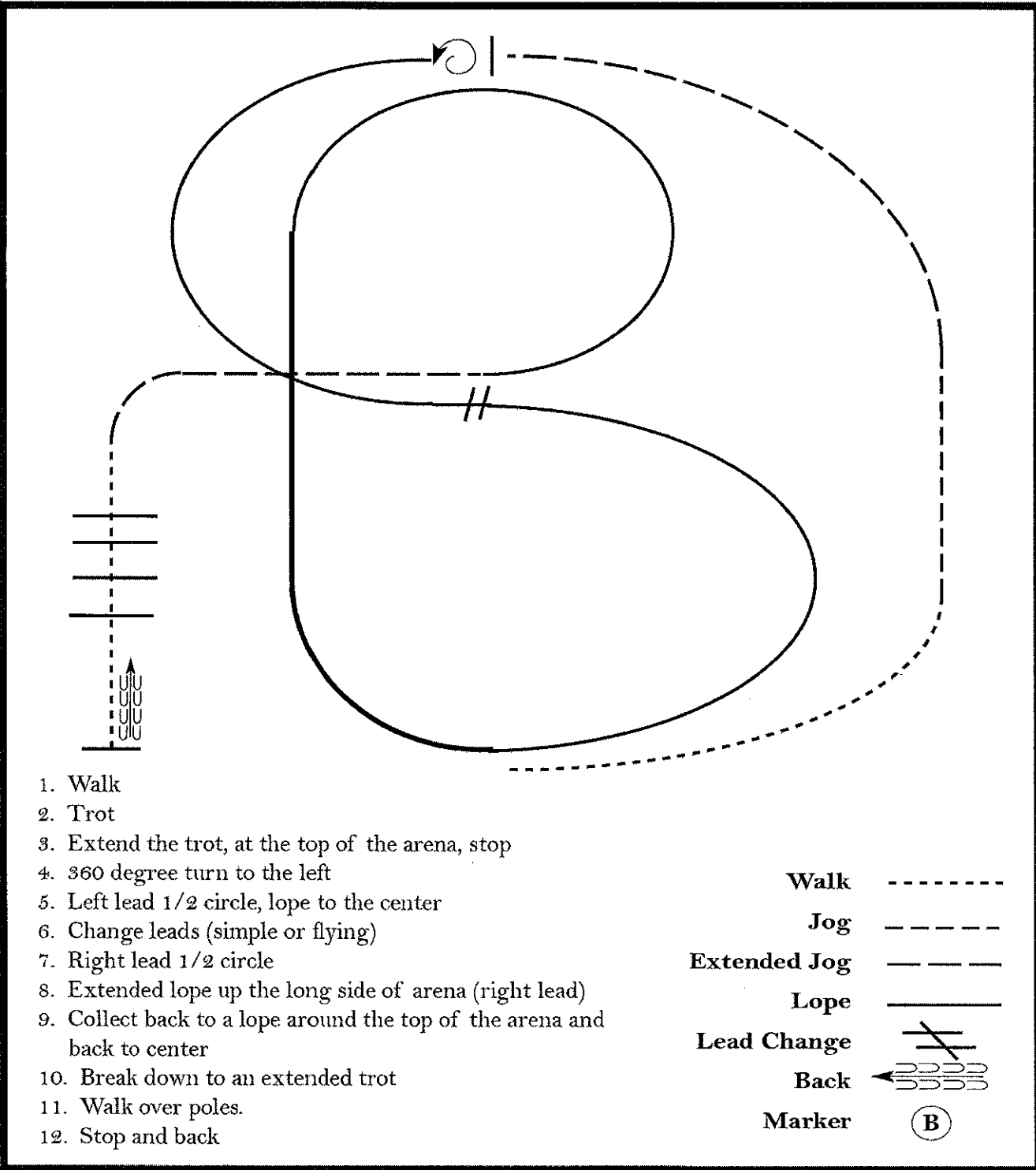
Berrien County Youth Fair

Ranch Riding - 1086 (Jr. & Sr. Exhibitors)

Show Date: 2017

www.HorseShowPatterns.com

www.HorseShowPatterns.com



1. Walk
2. Trot
3. Extend the trot, at the top of the arena, stop
4. 360 degree turn to the left
5. Left lead 1/2 circle, lope to the center
6. Change leads (simple or flying)
7. Right lead 1/2 circle
8. Extended lope up the long side of arena (right lead)
9. Collect back to a lope around the top of the arena and back to center
10. Break down to an extended trot
11. Walk over poles.
12. Stop and back

- Walk -----
- Jog - - - - -
- Extended Jog - - - - -
- Lope _____
- Lead Change //
- Back ←
- Marker (B)

[RR/1]

Pattern Provided by:
BCYF Equine Committee

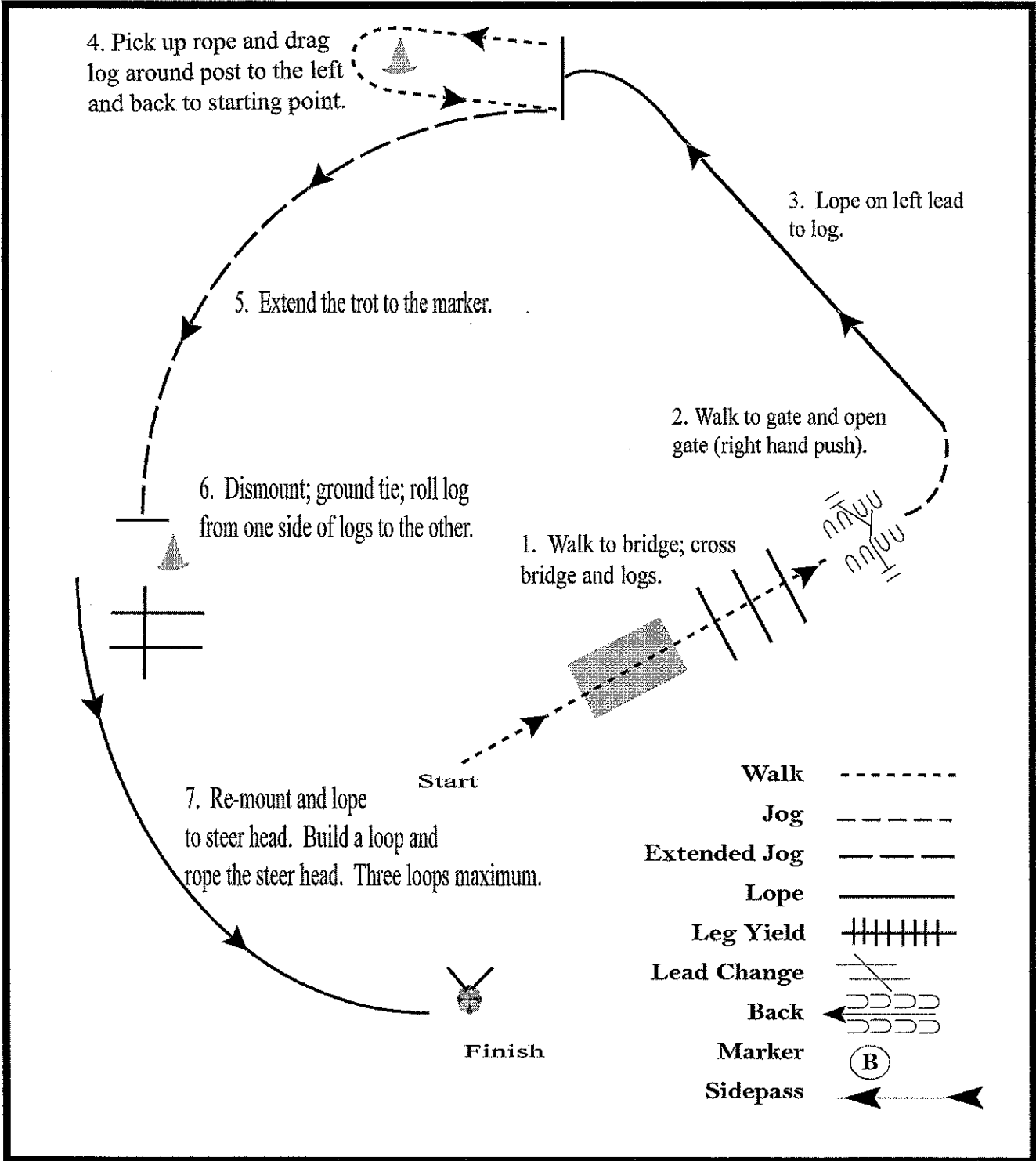
Berrien County Youth Fair

Ranch Trail - 1087 (Jr. & Sr. Exhibitors)

Show Date: 2017

www.HorseShowPatterns.com

www.HorseShowPatterns.com



[RT/4]

Pattern Provided by:

BCYF Equine Committee

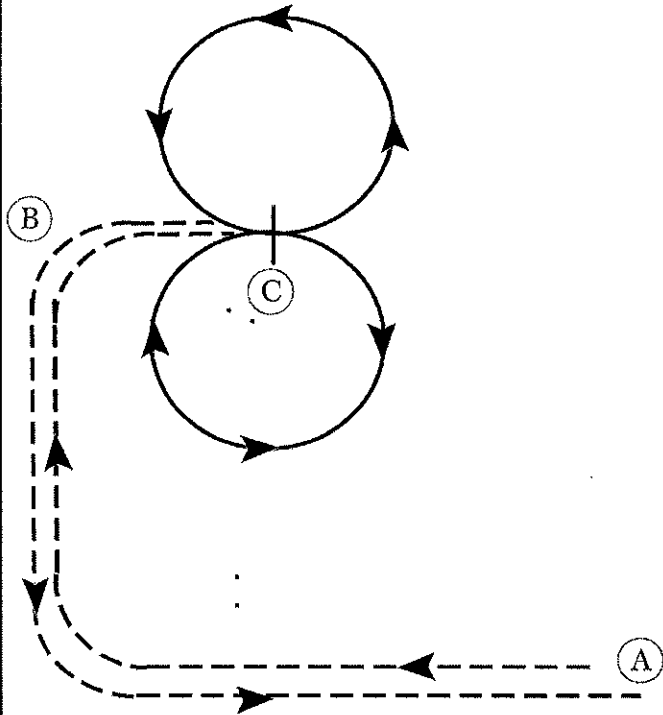
Berrien County Youth Fair

Saddle Seat Equitation - 1114 (Jr. Exhibitor)

Show Date: 2017

www.HorseShowPatterns.com

www.HorseShowPatterns.com



Begin at the mid-point of the in gate end of arena (A).

1. Trot to the left, around the curve and to the mid-point of the straightaway (B).
2. Without halting, make a turn to the right, and continue 1/4 of the way across the arena (C). Stop briefly.
3. Canter a figure eight, the first circle clockwise and the second circle counter clockwise. Stop briefly. (C).
4. Reverse and trot to the rail (B). Turn left and continue to the end of the straightaway, around the curve and to the midpoint of the straightaway (A).

The workout has been completed - Thank You.

Walk	-----
Trot	- - - - -
Extended Trot	—————
Canter	—————
Lead Change	——— ———
Back	←←←←← ←←←←←
Reference Point	ⓑ

[SSE/8]

Pattern Provided by:

BCYF Equine Committee

Berrien County Youth Fair

Hunt Seat Equitation - 1117, 1118 (Jr. Exhibitor)

Show Date: 2017

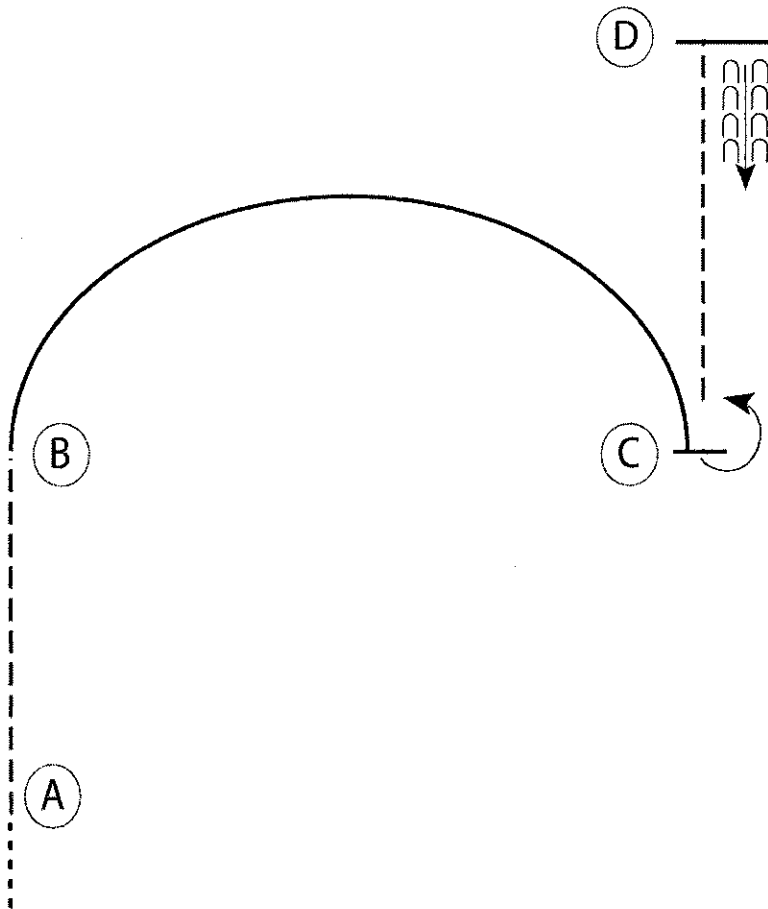
www.horsheshowpatterns.com

www.horsheshowpatterns.com

Be ready before A.

1. Walk to A.
2. Posting trot on the right diagonal from A to B.
3. Canter on the right lead from B to C.
4. At C stop and perform a 180 degree turn on the forehand to the left.
5. Posting trot on the left diagonal to D.
6. At D, stop and back approximately one horse length.

Follow the instructions of your ring steward.



Walk	-----
Trot	-----
Extended Trot	-----
Canter	-----
Leg Yield	
Lead Change	
Back	←←←←
Marker	(B)
Sidepass	←-----→
Hand Gallop	-----

[HSE/1-31]

Pattern Provided by:
BCYF Equine Committee

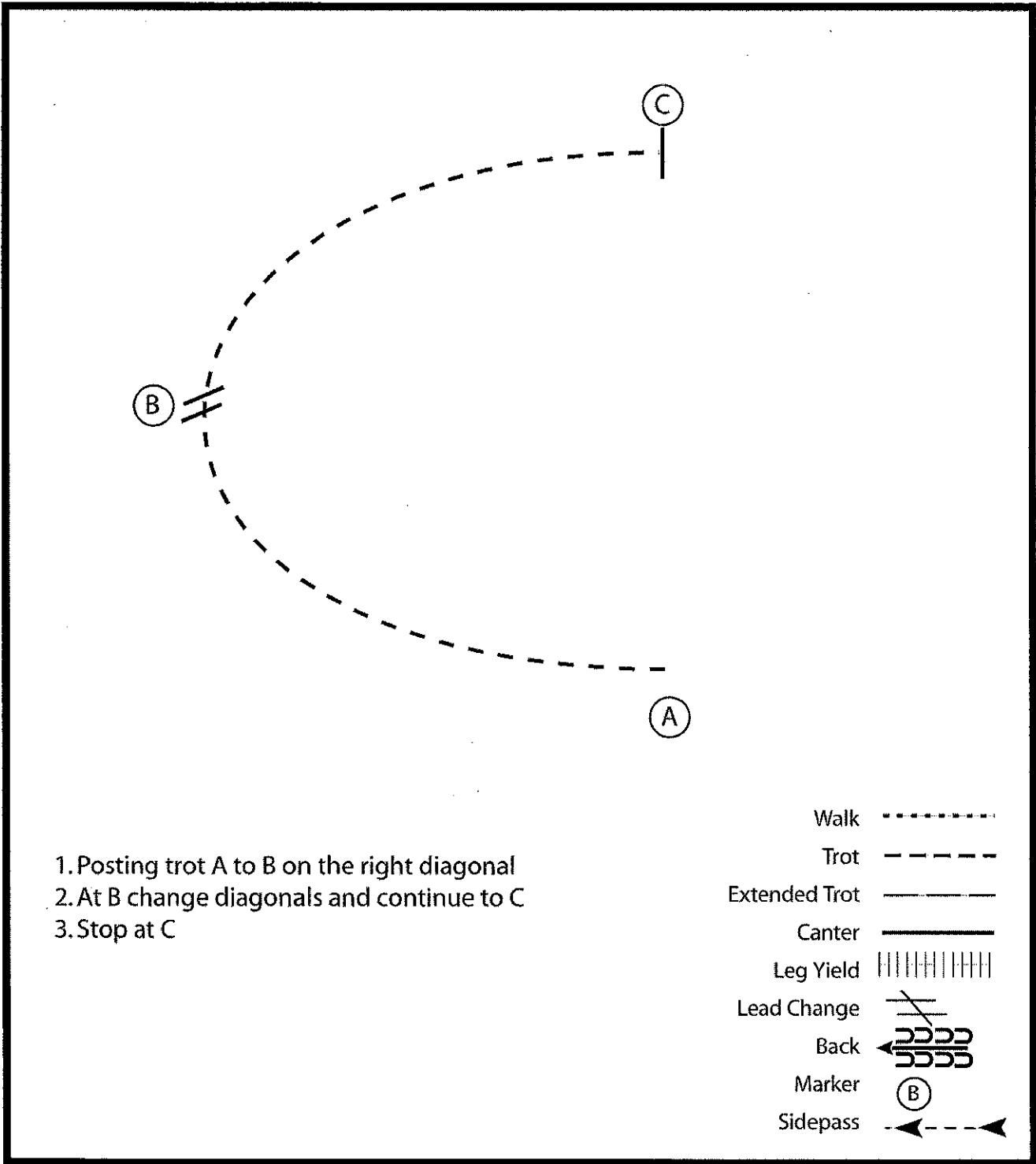
Berrien County Youth Fair

English Equitation - Walk Trot - 1119, 1128, 1133 (Jr. Exhibitor)

Show Date: 2017

www.HorseShowPatterns.com

www.HorseShowPatterns.com



[HSE/WT-9]

Pattern Provided by:

BCYF Equine Committee

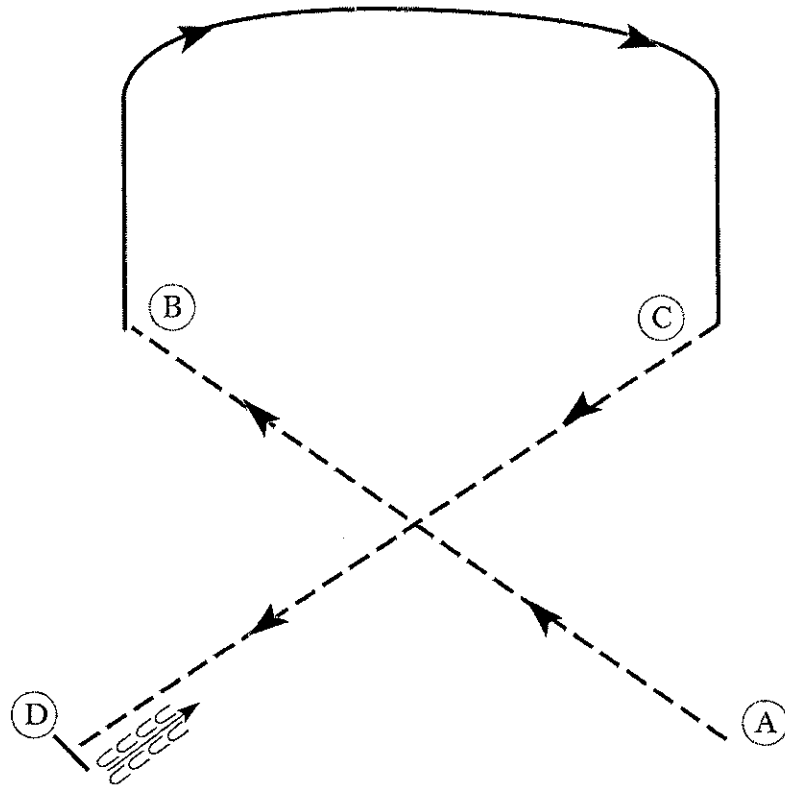
Berrien County Youth Fair

Pony Equitation - 1130 (Jr. Exhibitor)

Show Date: 2017

www.HorseShowPatterns.com

www.HorseShowPatterns.com



Be ready at A.

1. Posting trot on the left diagonal to B.
2. Canter right lead to C.
3. Posting trot on the right diagonal 1/2 way to D.
4. Sitting trot to D.
5. Halt at D and back approximately one horse length.

Exit at a sitting trot.

Walk	-----
Trot	- - - - -
Extended Trot	-----
Canter	-----
Leg Yield	
Lead Change	↗ ↘
Back	←←←←←
Marker	⊙ B
Sidepass	←-----→
Hand Gallop	-----

[HSE/1-23]

Pattern Provided by:
BCYF Equine Committee

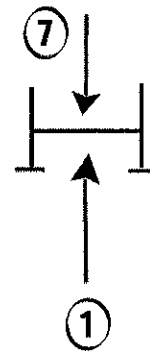
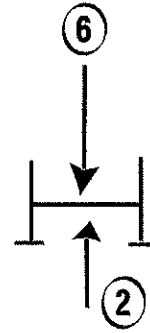
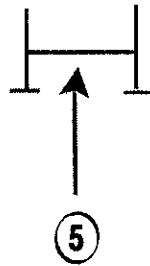
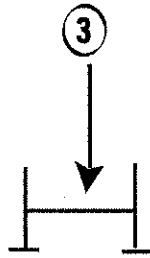
Berrien County Youth Fair

In-Hand Jumping Mini/Pony - 1222 (Jr. & Sr. Exhibitors)

Show Date: 2017

www.HorseShowPatterns.com

www.HorseShowPatterns.com



[MHP/H-6]

Pattern Provided by:

BCYF Equine Committee

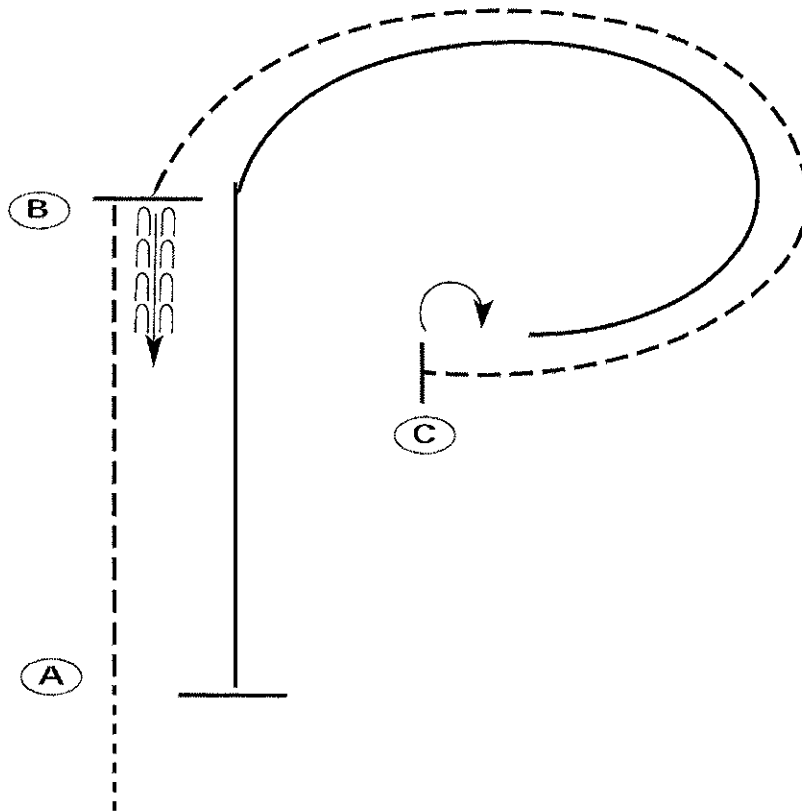
Berrien County Youth Fair

Horsemanship - 1198, 1199 (Jr. Exhibitor)

Show Date: 2017

www.HorseShowPatterns.com

www.HorseShowPatterns.com



Be ready before A.

1. Walk to A.
2. Jog to B.
3. Stop at B and back approximately one horse length.
4. Jog to C.
5. Stop at C and turn 180 degrees to the right.
6. Lope on the left lead past B and to A.
7. Stop at A.

Follow the instructions of your ring steward.

Walk	-----
Jog	-----
Extended Jog	-----
Lope	—————
Leg Yield	
Lead Change	↘
Back	←
Marker	(B)
Sidepass	←

[WH/1-49]

Pattern Provided by:

BCYF Equine Committee

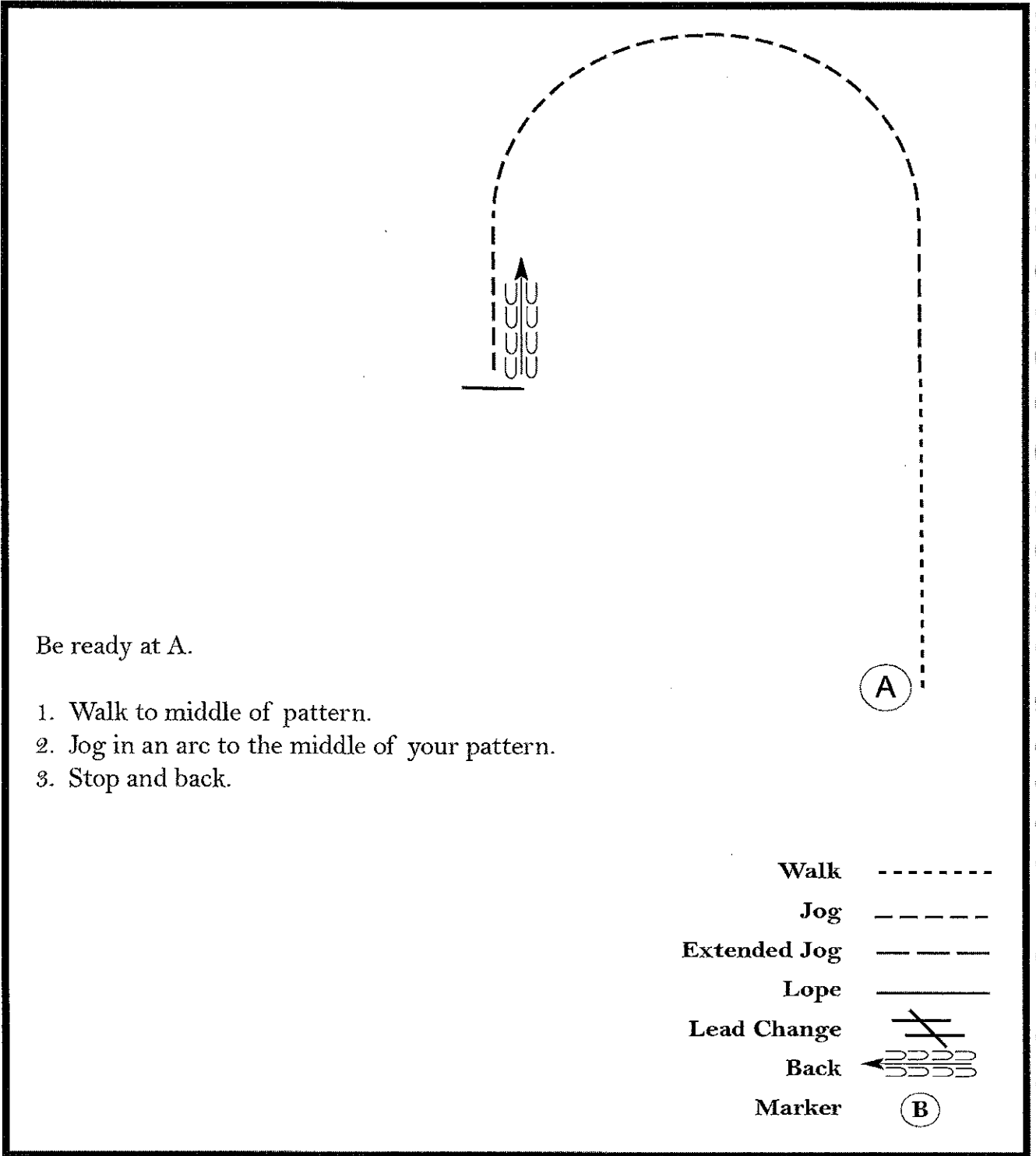
Berrien County Youth Fair

Horsemanship - WalkTrot - 1200, 1206, 1210 (Jr. Exhibitor)

Show Date: 2017

www.HorseShowPatterns.com

www.HorseShowPatterns.com



Be ready at A.

1. Walk to middle of pattern.
2. Jog in an arc to the middle of your pattern.
3. Stop and back.

Walk	-----
Jog	- - - - -
Extended Jog	- - - - -
Lope	—————
Lead Change	———/———
Back	←———
Marker	ⓑ

[WH/WT-112]

Pattern Provided by:
BCYF Equine Committee

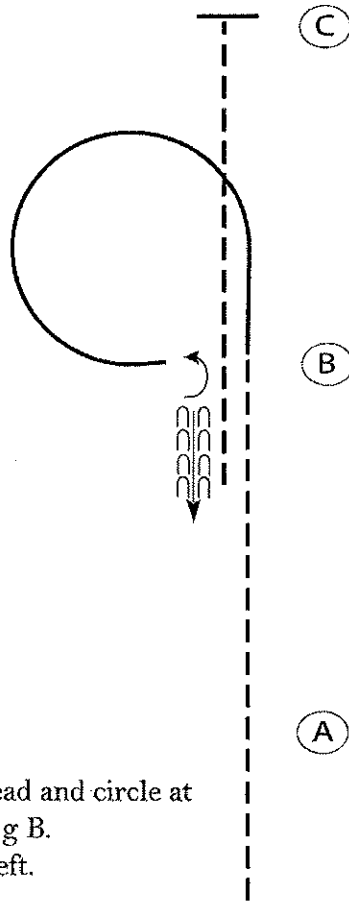
Berrien County Youth Fair

Pony Horsemanship - 1204 (Jr. Exhibitor)

Show Date: 2017

www.HorseShowPatterns.com

www.HorseShowPatterns.com



Begin before A at a jog.

1. Jog from A to B.
2. At B, lope on the left lead and circle at B as shown. Stop facing B.
3. Turn 1/4 turn to the left.
4. Back one horse length.
5. Jog to C. Stop at C.

Follow the instructions of your ring steward.

Walk	-----
Jog	-----
Extended Jog	-----
Lope	—————
Leg Yield	
Lead Change	—/—
Back	← u u u u
Marker	⊙
Sidepass	←-----→

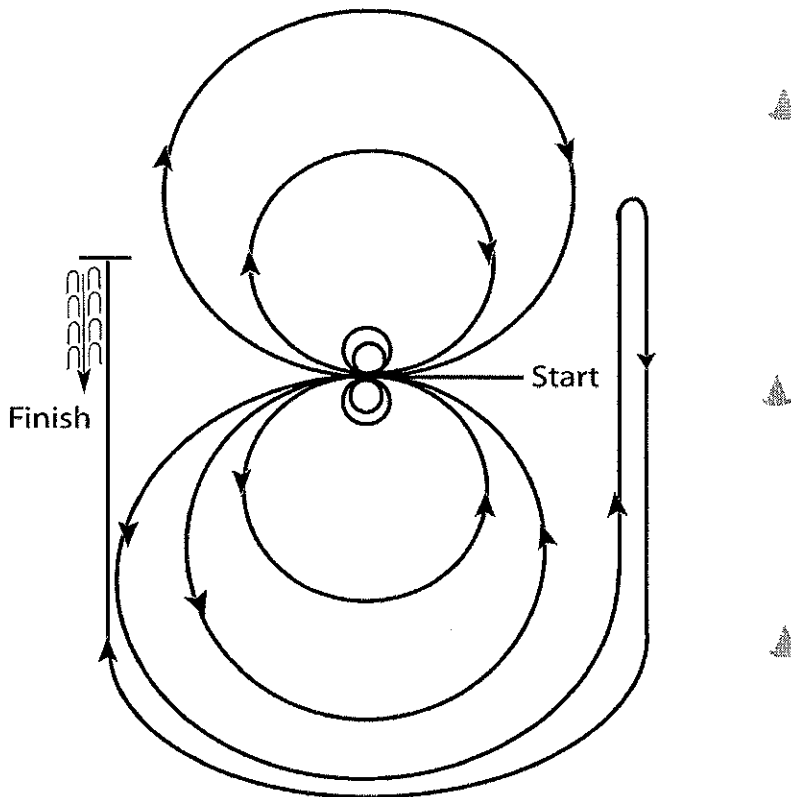
[WH/1-17]

Pattern Provided by:
BCYF Equine Committee

Berrien County Youth Fair

Reining - 1223 (Jr. Exhibitor)

Show Date: 2017



Horses may walk or trot to the center of the arena. Horses must walk or stop prior to starting the pattern. Begin at the center of the arena facing the left wall or fence.

1. Beginning on the left lead, complete two circles to the left. Stop at the center of the arena. Hesitate.
2. Complete two spins to the left. Hesitate.
3. Beginning on the right lead complete two circles to the right. Stop at the center of the arena. Hesitate.
4. Complete two spins to the right. Hesitate.
5. Beginning on the left lead, go around the end of the arena, run down the right side of the arena past center marker, stop and roll back right.
6. Continue around the end of the arena and run down the left side of the arena past the center marker. Stop. Back up.

[R/NRHAP-12]

Pattern Provided by:

BCYF Equine Committee

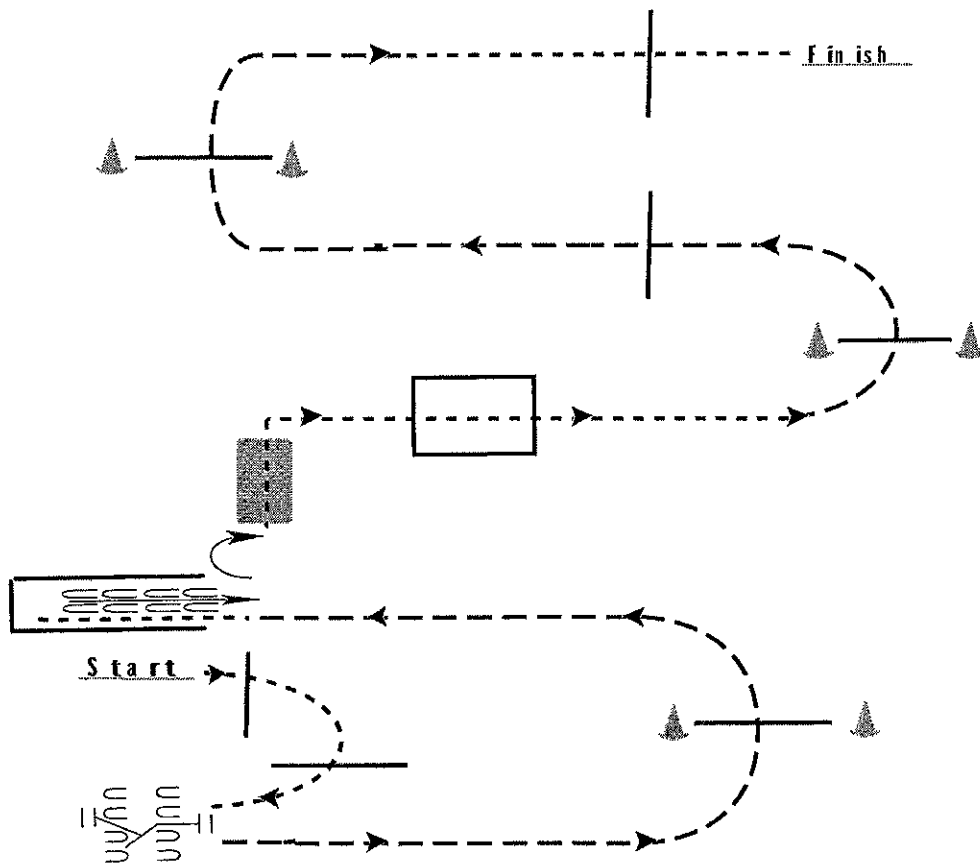
Berrien County Youth Fair

Trail - Walk/Trot (Jr. Exhibitor)

Show Date: 2017

www.HorseShowPatterns.com

www.HorseShowPatterns.com



1. Walk over two poles to gate
2. Walk through open gate
3. Trot over pole to chute
4. Walk into chute
5. Back out of chute
6. Walk over bridge
7. Walk through box
8. Trot over poles
9. Break to the walk and walk over final elevated pole to finish

Walk	-----
Jog	- - - - -
Extended Jog	— — — —
Lope	—————
Leg Yield	
Lead Change	— / —
Back	←←←←←
Marker	Ⓚ
Sidepass	←-----←

[T/WT-9]

Pattern Provided by:

BCYF Equine Committee

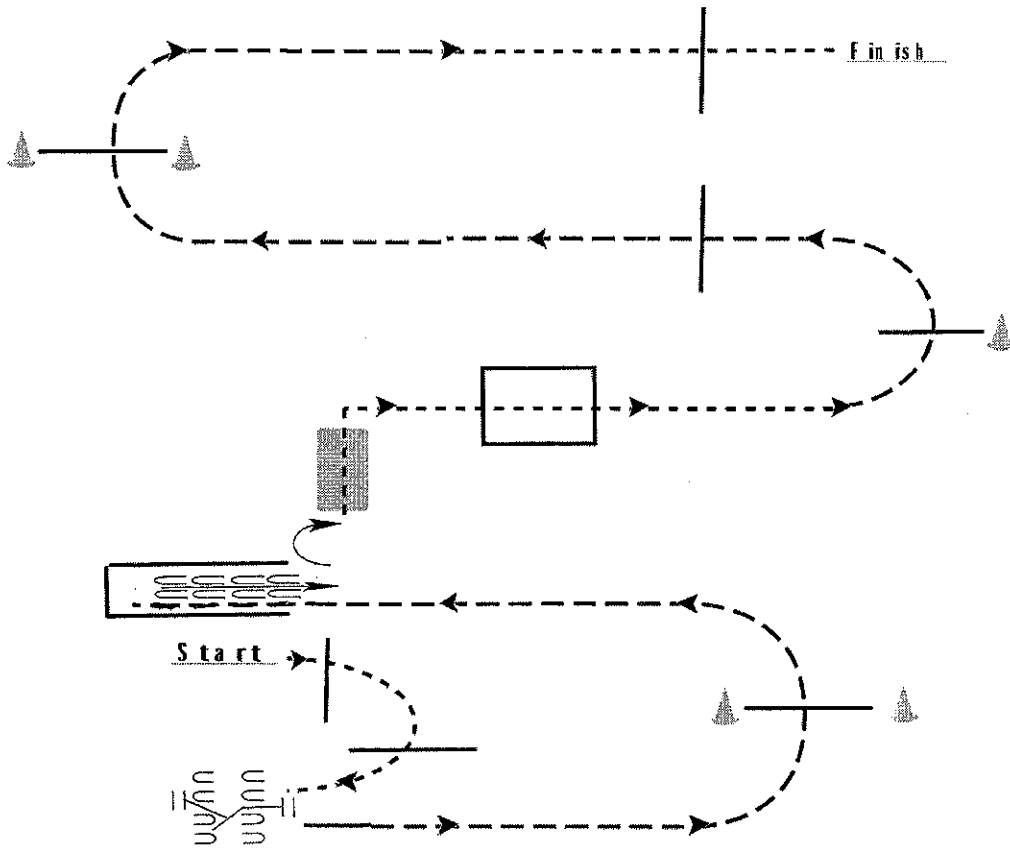
Berrien County Youth Fair

In Hand Trail - 1242, 1231 (Jr. Exhibitor)

Show Date: 2017

www.HorseShowPatterns.com

www.HorseShowPatterns.com



1. Walk over two poles to gate
2. Work gate with left hand
3. Trot over pole and into chute
4. Back out of chute
5. Walk over bridge
6. Walk through box
7. Trot over poles
8. Break to the walk and walk over final elevated pole to finish

Walk	-----
Jog	-----
Extended Jog	-----
Lope	-----
Leg Yield	
Lead Change	///
Back	←←←
Marker	(B)
Sidepass	←-----←

[T/1-7]

Pattern Provided by:

BCYF Equine Committee

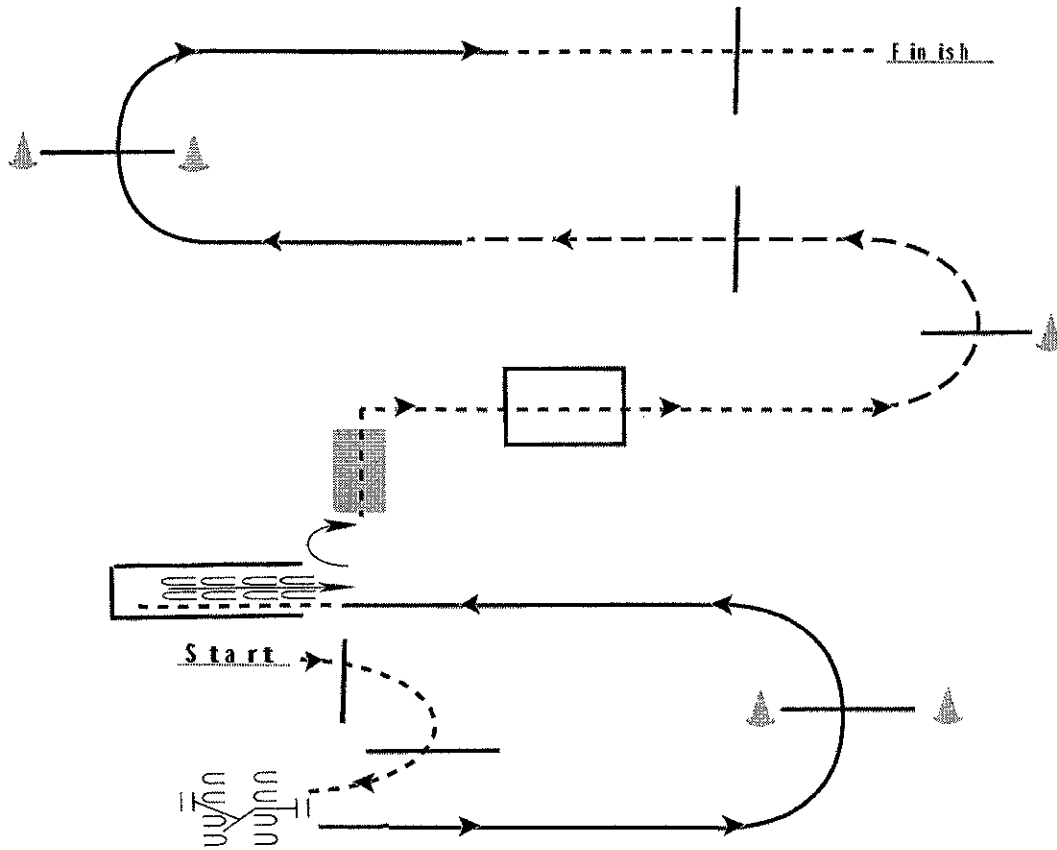
Berrien County Youth Fair

Trail - 1246, 1247, 1248 (Jr. Exhibitor)

Show Date: 2017

www.HorseShowPatterns.com

www.HorseShowPatterns.com



1. Walk over two poles to gate
2. Work gate with left hand
3. Lope on the left lead over pole
4. Break to a walk and walk into chute
5. Back out of chute
6. Walk over bridge
7. Walk through box
8. Trot over poles
9. Lope on the right lead over pole
10. Break to the walk and walk over final elevated pole to finish

Walk	-----
Jog	-----
Extended Jog	-----
Lope	—————
Leg Yield	
Lead Change	———/———
Back	←←←←←
Marker	(B)
Sidepass	←-----→

[T/1-9]

Pattern Provided by:

BCYF Equine Committee