

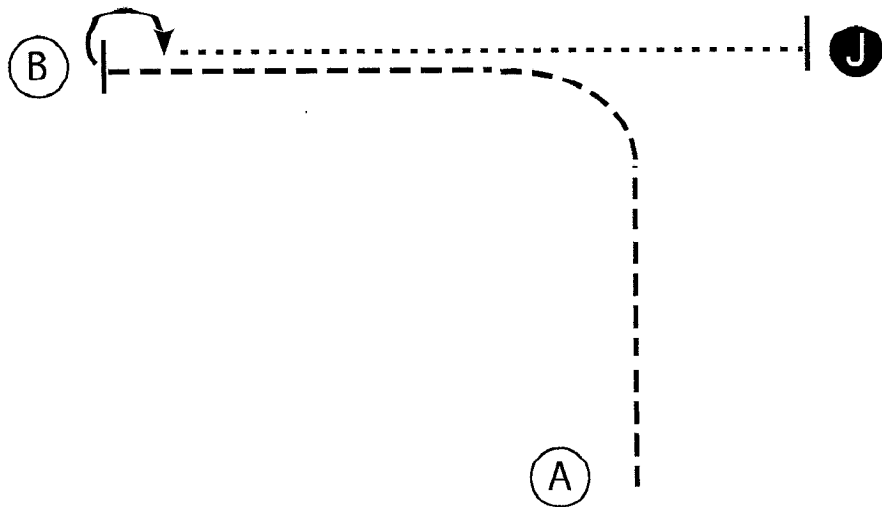
BCYF 2020 showcase

Saddle Seat Showmanship

Show Date: 08-19-2020

W W W . H O R S E S H O W P A T T E R N S . C O M

W W W . H O R S E S H O W P A T T E R N S . C O M



1. Trot from A to B.
2. Stop and perform a 180 degree turn.
3. Walk to Judge and set up for inspection.
4. When dismissed follow instructions of ring steward.

Walk
Trot - - - - -
Back ← [Backward Trot Symbol]
Marker (B)
Judge (J)

[S/1-11]

Pattern Provided by:

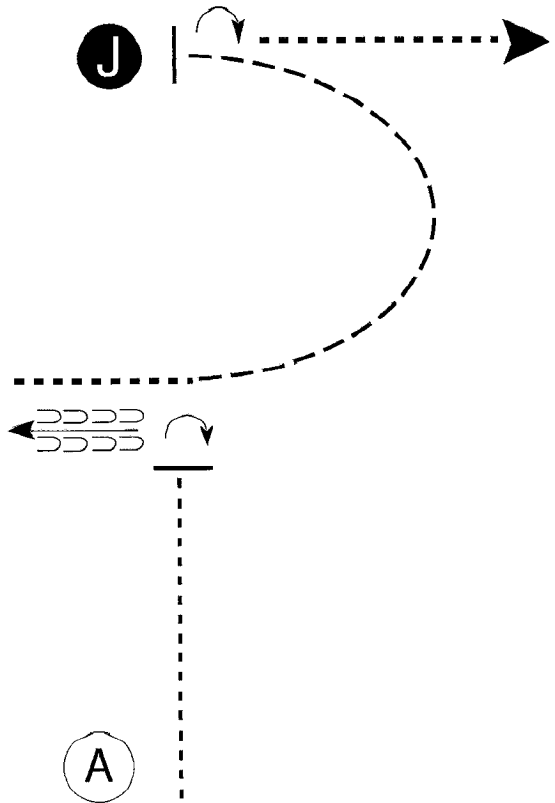
BCYF 2020 showcase

Hunt Seat Showmanship

Show Date: 08-19-2020

w w w . H o r s e S h o w P a t t e r n s . c o m

w w w . H o r s e S h o w P a t t e r n s . c o m



Be ready at A.

1. When acknowledged, walk half way to Judge.
2. Stop and perform a 1/4 turn.
3. Back approximately one horse length.
4. Walk until even with Judge.
5. Trot in a half circle to Judge.
6. Stop and set up for inspection.
7. When dismissed, perform a 1/2 turn and walk straight away from Judge.

Follow the instructions of your ring steward.

Walk -----
Trot - - - - -
Back ← ← ← ← ←
Marker (B)
Judge (J)

[S/1-80]

Pattern Provided by:

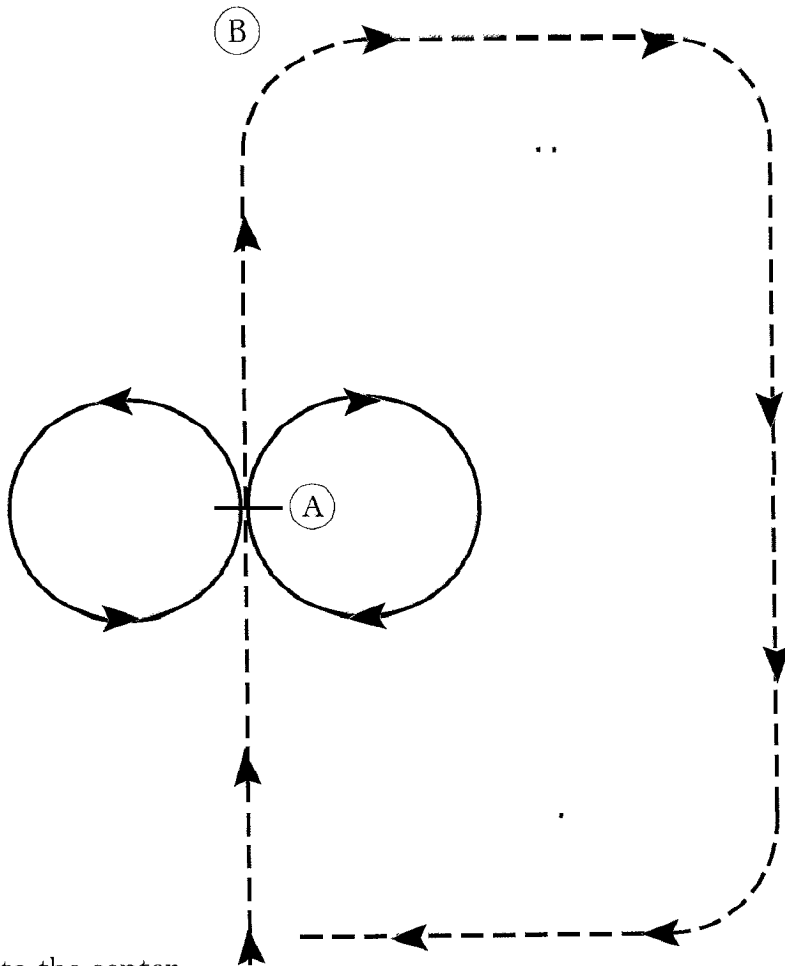
BCYF 2020 showcase

Saddle Seat Equitation

Show Date: 08-19-2020

w w w . H o r s e S h o w P a t t e r n s . c o m

w w w . H o r s e S h o w P a t t e r n s . c o m



Enter the arena at the trot.

1. Trot down the center line to the center point of the arena (A). Stop briefly.
2. Canter a figure eight - the first circle clockwise and the second circle counter clockwise. Stop briefly.
3. Trot down the center line to the midpoint of the far end of the arena (B).
4. Make a right turn and proceed around the curve, down the straightaway, around the next curve and exit.

The workout has been completed - Thank You.

Walk	-----
Trot	- - - - -
Extended Trot	— — — — —
Canter	— — — — —
Lead Change	
Back	
Reference Point	(B)

[SSE/7]

Pattern Provided by:

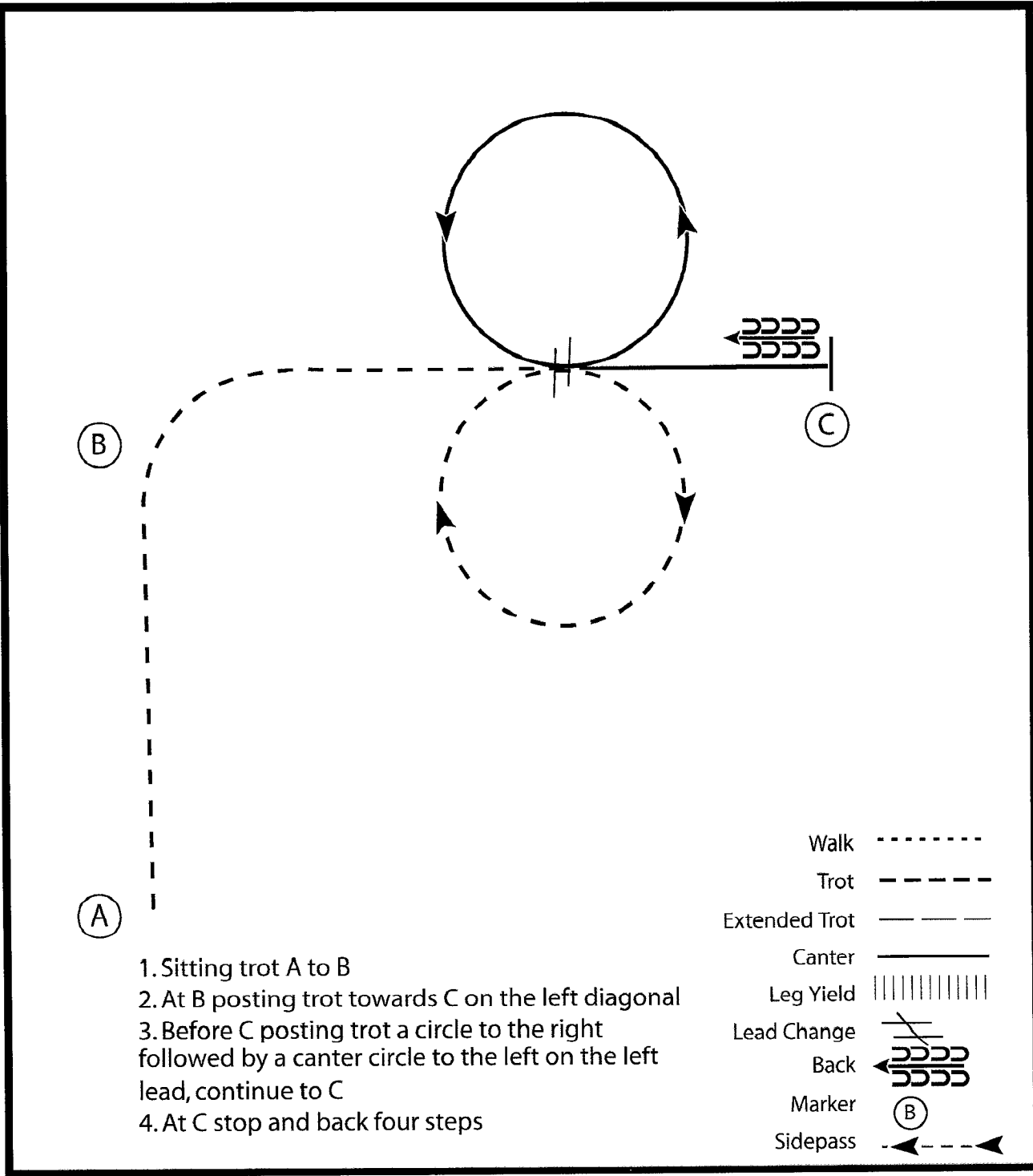
BCYF 2020 showcase

Hunt Seat Equitation

Show Date: 08-19-2020

w w w . H o r s e S h o w P a t t e r n s . c o m

w w w . H o r s e S h o w P a t t e r n s . c o m



[HSE/1-10]

Pattern Provided by:

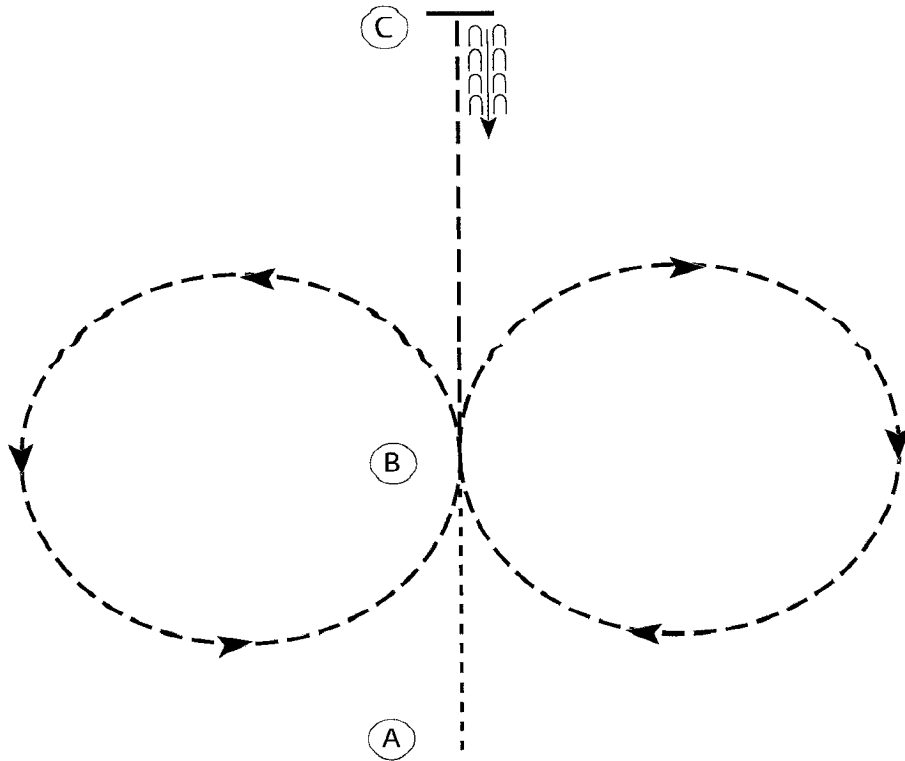
BCYF 2020 showcase

English Equitation Walk Trot

Show Date: 08-19-2020

www.horsethows.com

www.horsethows.com



1. Walk A to B.
2. At B posting trot a circle to the right on the proper diagonal.
3. At B posting trot a circle to the left on the proper diagonal.
4. At B sitting trot to C.
5. At C stop and back approximately one horse length.

Walk	-----
Trot	- - - - -
Extended Trot	—————
Canter	—————
Leg Yield	
Lead Change	///
Back	←←←←←
Marker	ⓑ
Sidepass	←-----
Hand Gallop	—————

[HSE/WT-5]

Pattern Provided by:

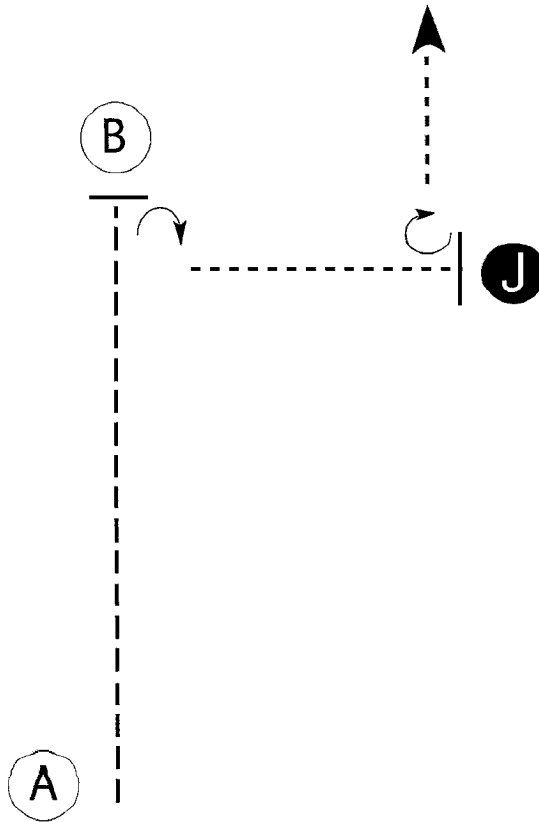
BCYF 2020 showcase

Showmanship (Horse 5-7 & Ponies 5-8)

Show Date: 08-20-2020

w w w . H o r s e S h o w P a t t e r n s . c o m

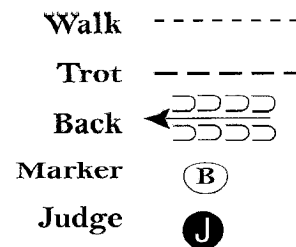
w w w . H o r s e S h o w P a t t e r n s . c o m



Be ready at A.

1. Trot to B.
2. Stop and perform a 1/4 turn.
3. Walk to judge.
4. Stop and set up for inspection.
5. When dismissed, perform a 3/4 turn and walk straight away from judge.

Follow the instructions of your ring steward.



[S/1-52]

Pattern Provided by:

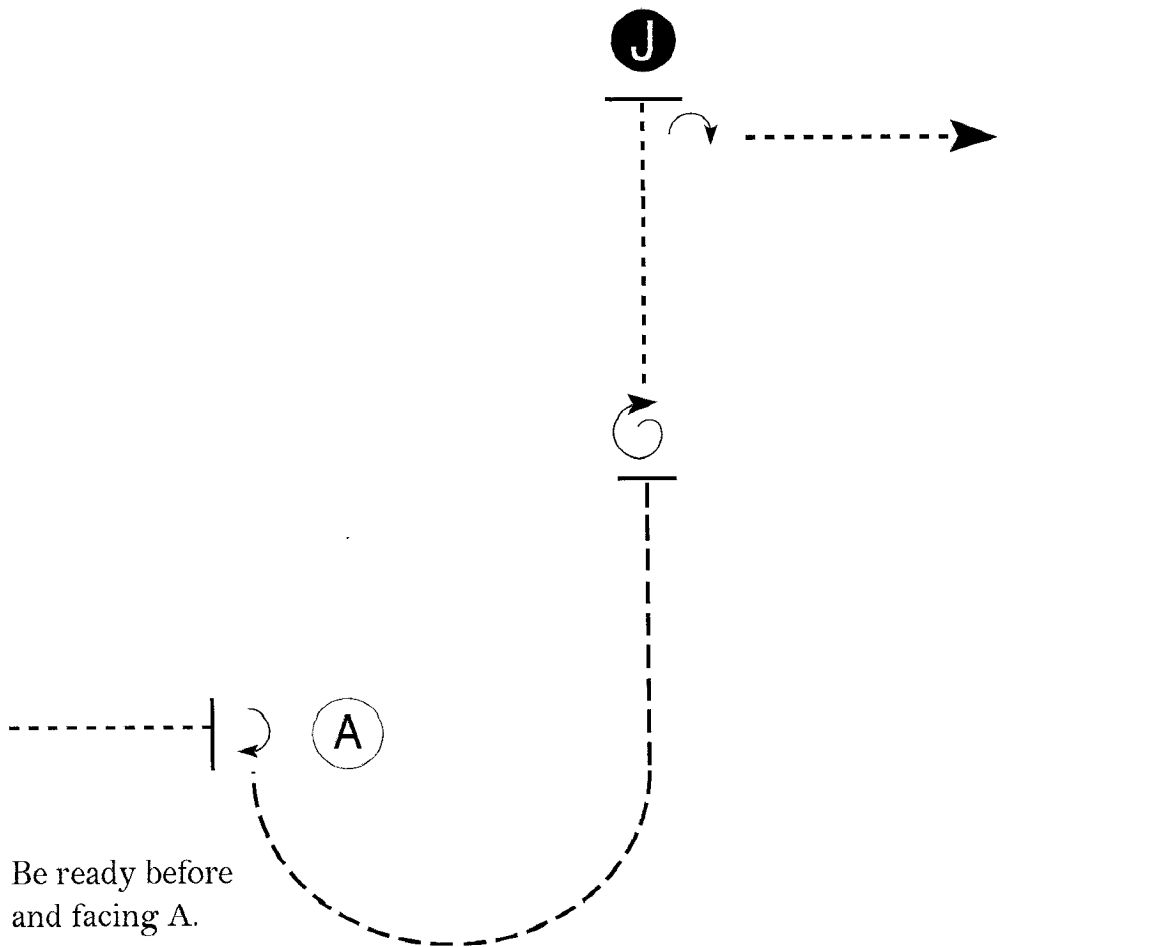
BCYF 2020 showcase

Showmanship (Horse 8-10, 11-13,14-20 & Ponies 9-13)

Show Date: 08-20-2020

w w w . H o r s e S h o w P a t t e r n s . c o m

w w w . H o r s e S h o w P a t t e r n s . c o m



Be ready before and facing A.

1. Walk to A.
2. Stop and perform a 1/4 turn.
3. Trot in a half circle and halfway to Judge.
4. Stop and perform a full (360 degree) turn.
5. Walk to judge and set up for inspection.
6. When dismissed, perform a 1/4 turn and walk straight away from Judge.

Walk
Trot	-----
Back	←←←←← →→→→→
Marker	ⓑ
Judge	ⓙ

Follow the instructions of your ring steward.

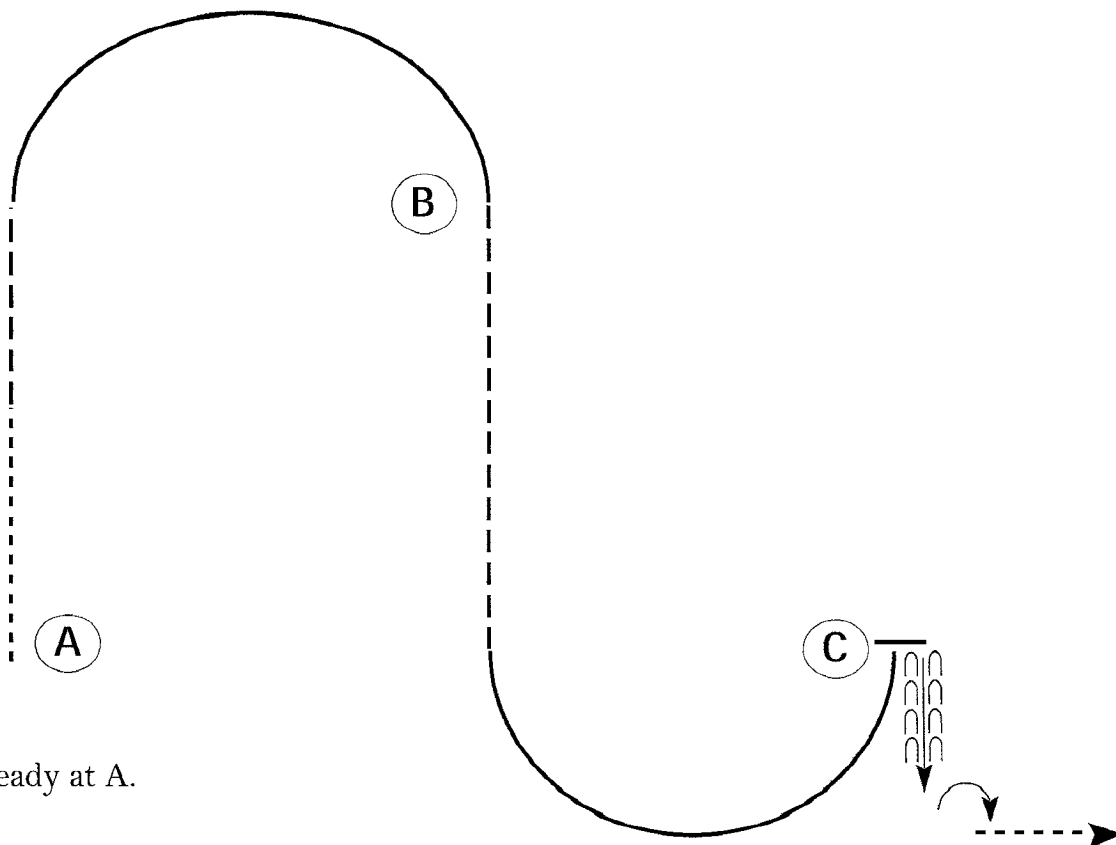
[S/1-82]

Pattern Provided by:

BCYF 2020 showcase

Western Horsemanship

Show Date: 08-20-2020



Be ready at A.

1. Walk from A to center of pattern.
2. Jog until even with B.
3. Lope a half circle on the right lead to B.
4. Jog from B until even with C.
5. Lope a half circle on the left lead to C.
6. Stop at C and back approximately one horse length.
7. Perform a 1/4 turn right and walk off.

Follow the directions of your ring steward.

Walk	-----
Jog	- - - - -
Extended Jog	- - - - -
Lope	—————
Lead Change	———/———
Back	←———
Marker	ⓑ

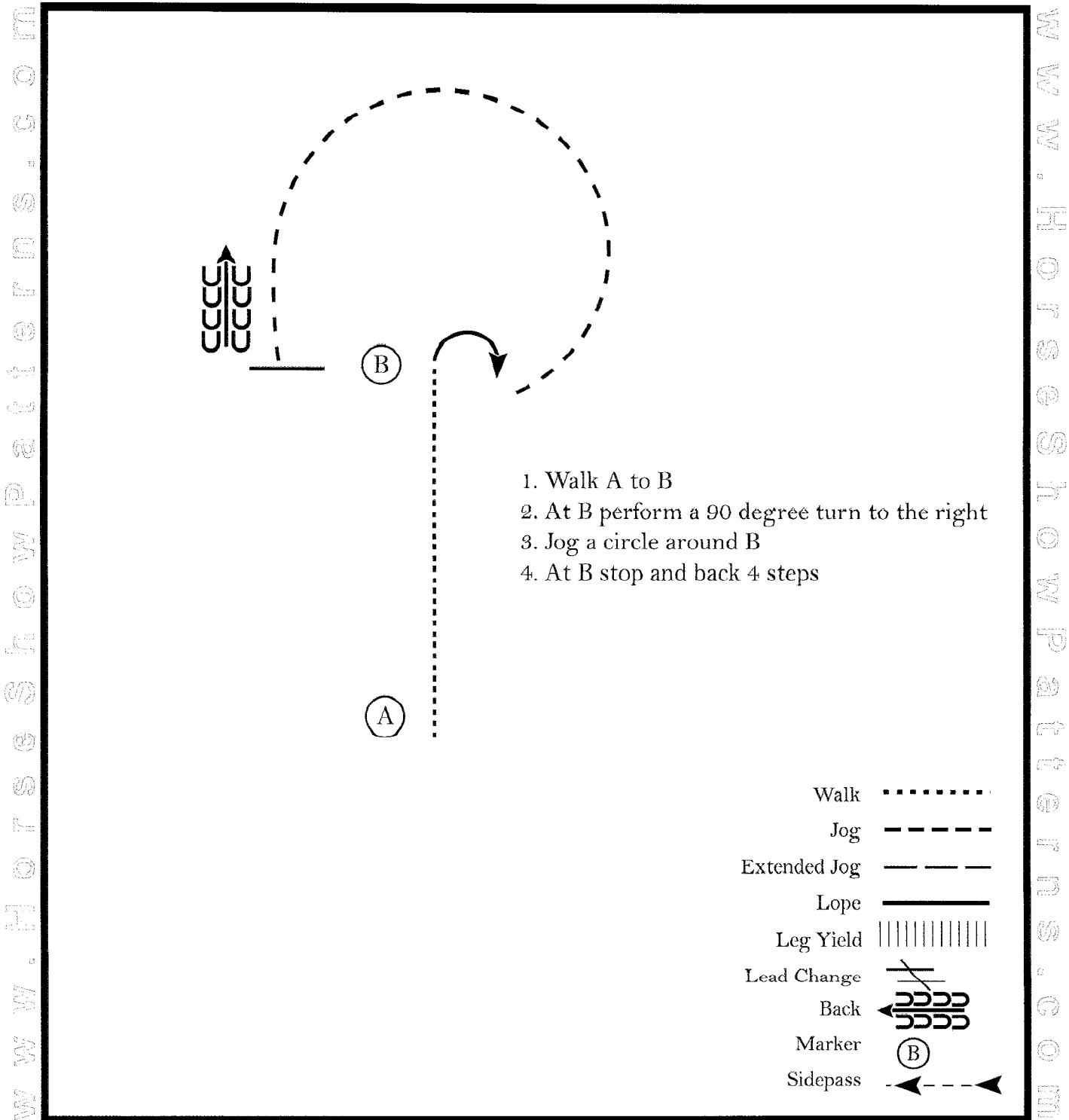
[WH/1-80]

Pattern Provided by:

BCYF 2020 showcase

Horsemanship Walk Trot

Show Date: 08-20-2020



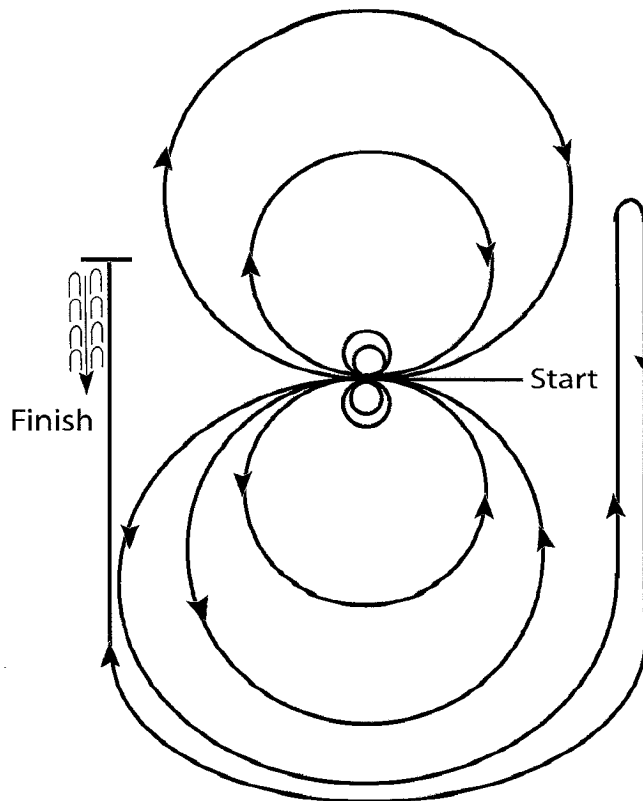
[WH/WT-7]

Pattern Provided by:

BCYF 2020 showcase

Reining

Show Date: 08-20-2020



Horses may walk or trot to the center of the arena. Horses must walk or stop prior to starting the pattern. Begin at the center of the arena facing the left wall or fence.

1. Beginning on the left lead, complete two circles to the left. Stop at the center of the arena. Hesitate.
2. Complete two spins to the left. Hesitate.
3. Beginning on the right lead complete two circles to the right. Stop at the center of the arena. Hesitate.
4. Complete two spins to the right. Hesitate.
5. Beginning on the left lead, go around the end of the arena, run down the right side of the arena past center marker, stop and roll back right.
6. Continue around the end of the arena and run down the left side of the arena past the center marker. Stop. Back up.

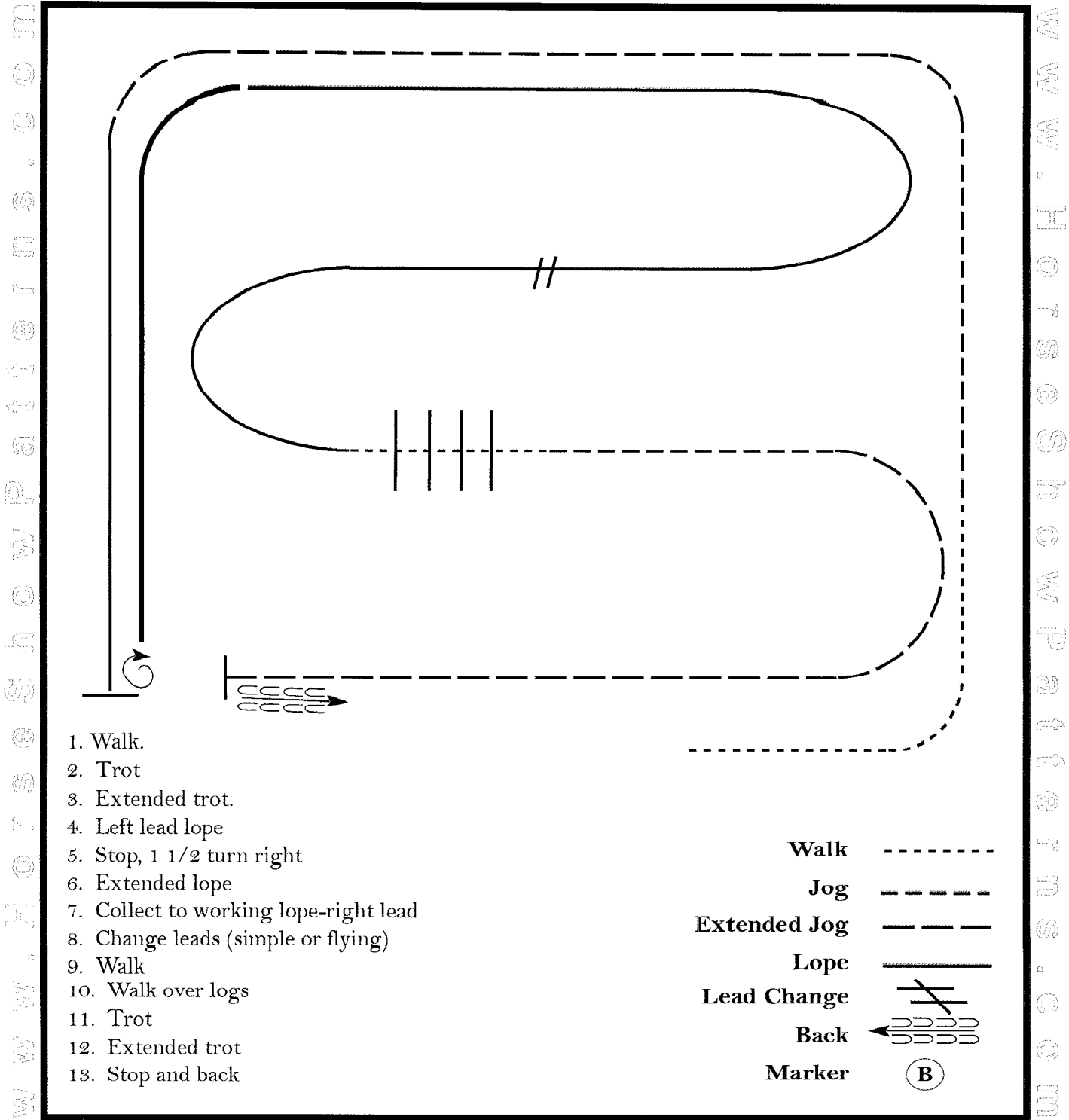
[R/NRHAP-12]

Pattern Provided by:

BCYF 2020 showcase

Ranchmanship

Show Date: 08-20-2020



1. Walk.
2. Trot
3. Extended trot.
4. Left lead lope
5. Stop, 1 1/2 turn right
6. Extended lope
7. Collect to working lope-right lead
8. Change leads (simple or flying)
9. Walk
10. Walk over logs
11. Trot
12. Extended trot
13. Stop and back

Walk	-----
Jog	- - - - -
Extended Jog	-----
Lope	
Lead Change	///
Back	←←←←←
Marker	ⓑ

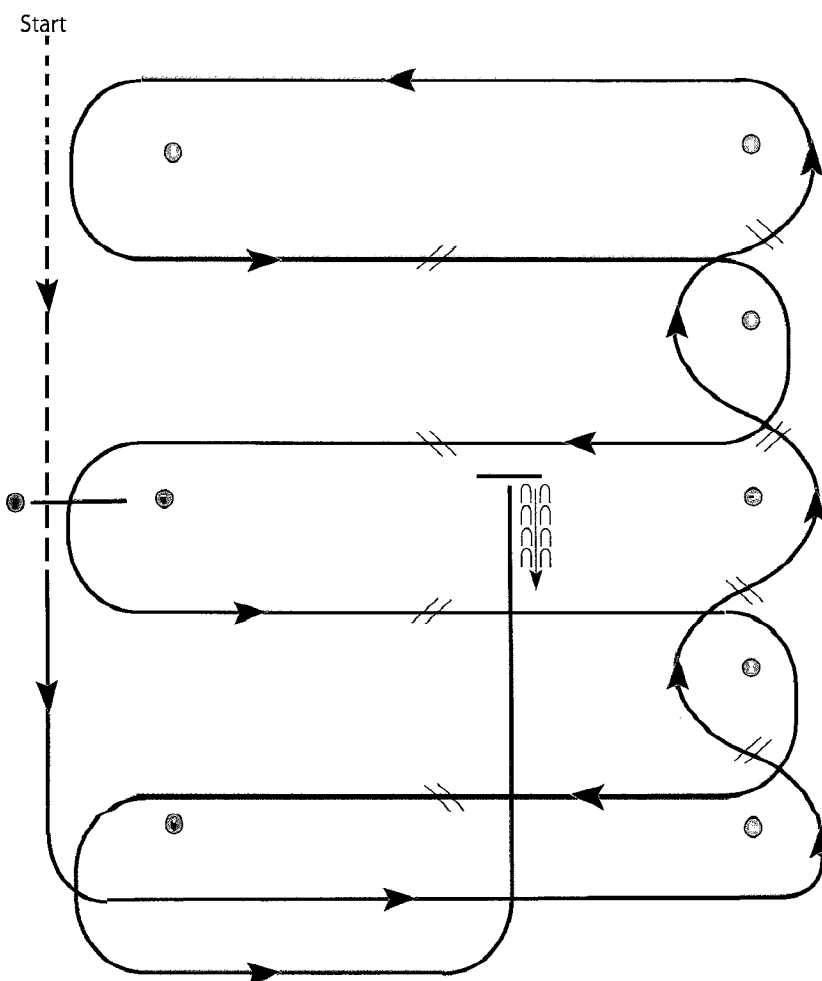
[RR/2]

Pattern Provided by:

BCYF 2020 showcase

Western Riding

Show Date: 08-20-2020



1. Walk and jog over log.
2. Transition to lope and lope around end.
3. First line change.
4. Second line change.
5. Third line change.
6. Fourth line change and lope around the end of the arena.
7. First crossing change.
8. Second crossing change.
9. Lope over log.
10. Third crossing change.
11. Fourth crossing change.
12. Lope up the center, stop and back.

[WR/OP-1]

Pattern Provided by:

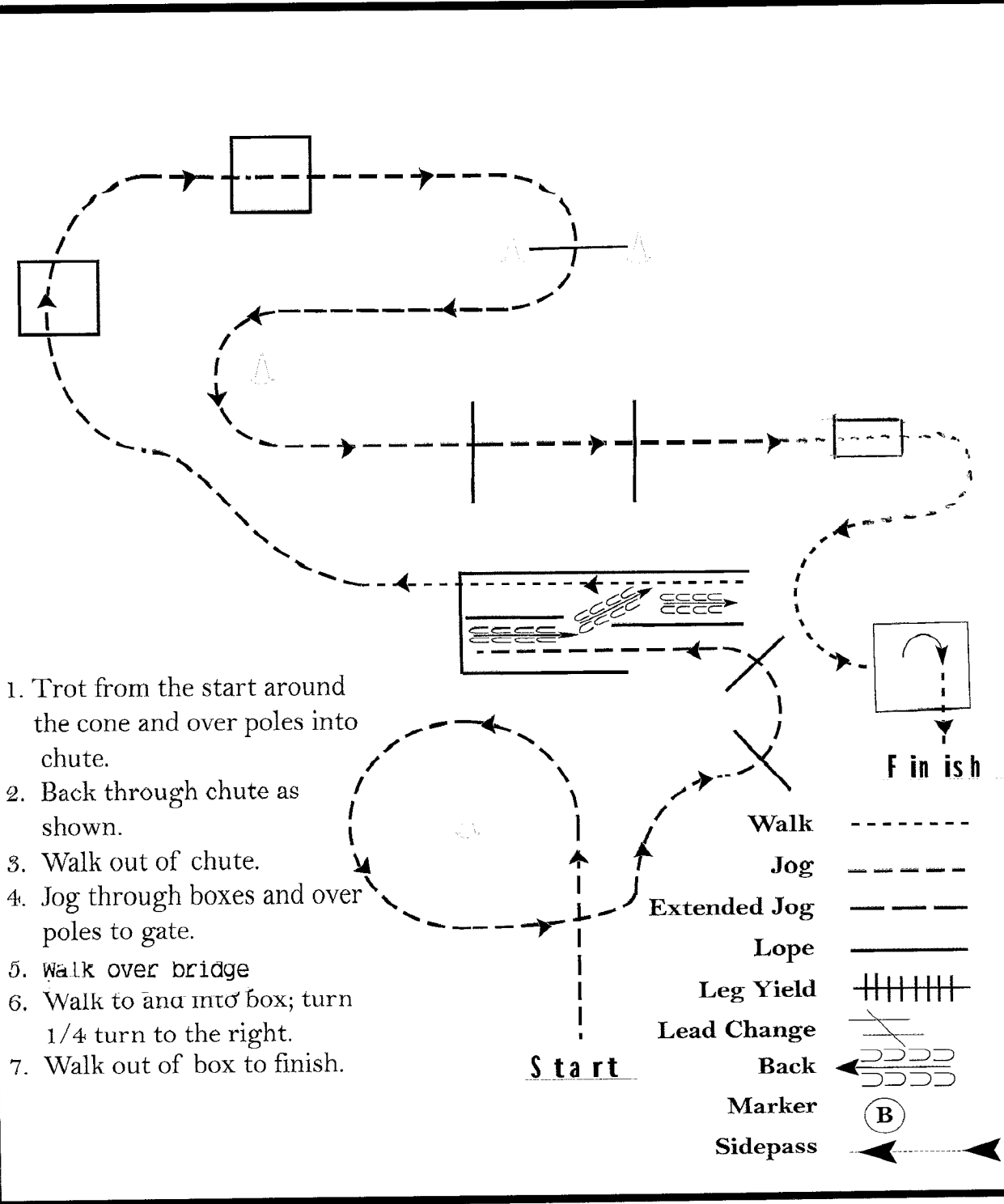
BCYF 2020 showcase

In Hand & Walk Trot

Show Date: 08-20-2020

www.HorseShowPatterns.com

www.HorseShowPatterns.com



1. Trot from the start around the cone and over poles into chute.
2. Back through chute as shown.
3. Walk out of chute.
4. Jog through boxes and over poles to gate.
5. Walk over bridge
6. Walk to and into box; turn 1/4 turn to the right.
7. Walk out of box to finish.

Walk	-----
Jog	- - - - -
Extended Jog	-----
Lope	—————
Leg Yield	
Lead Change	—/—
Back	←←←←←
Marker	(B)
Sidepass	←-----→

[T/1-8]

Pattern Provided by:

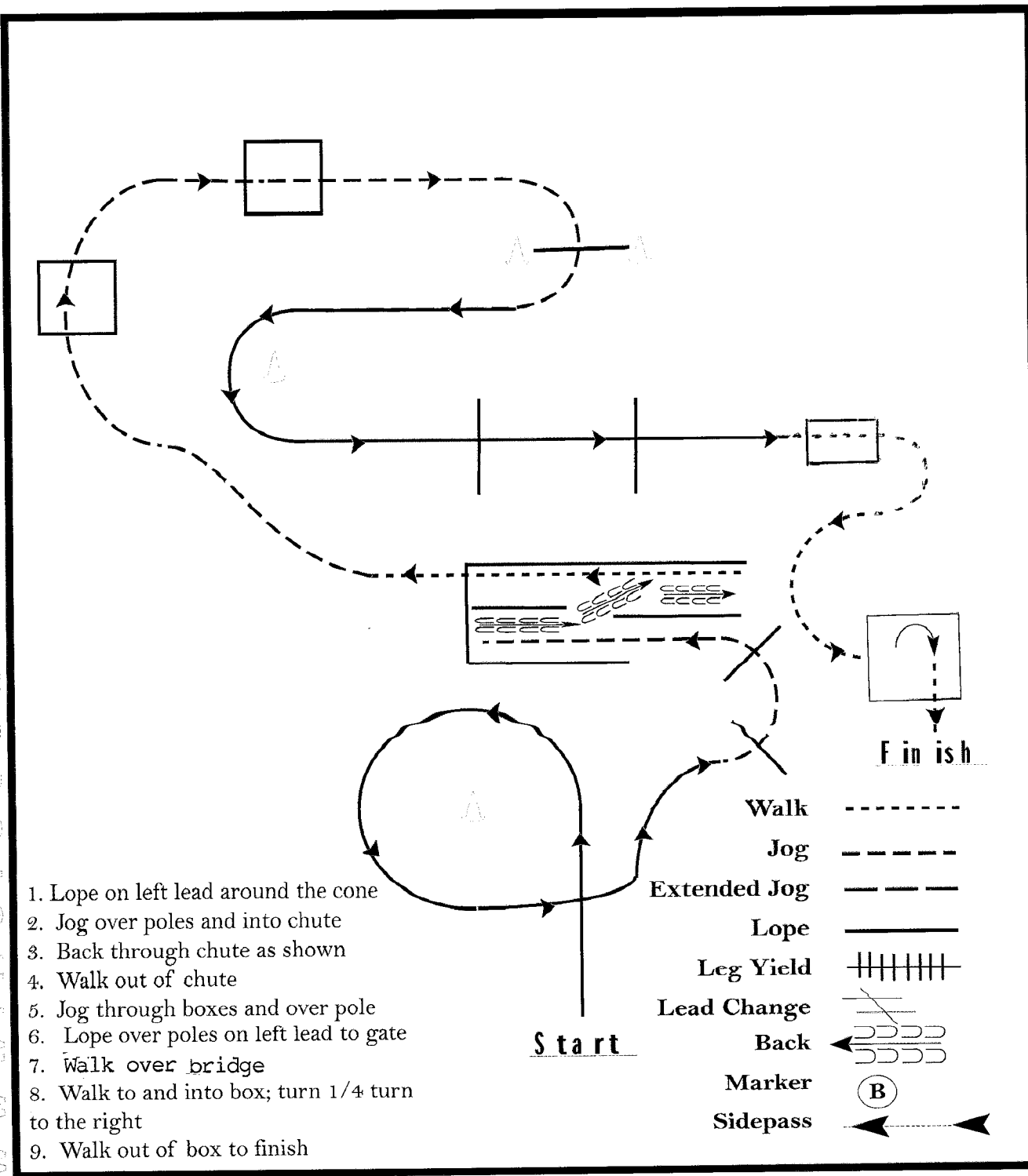
BCYF 2020 showcase

Trail 10-13

Show Date: 08-20-2020

www.HorseShowPatterns.com

www.HorseShowPatterns.com



1. Lope on left lead around the cone
2. Jog over poles and into chute
3. Back through chute as shown
4. Walk out of chute
5. Jog through boxes and over pole
6. Lope over poles on left lead to gate
7. Walk over bridge
8. Walk to and into box; turn 1/4 turn to the right
9. Walk out of box to finish

Walk
Jog	-----
Extended Jog	-----
Lope	————
Leg Yield	
Lead Change	///
Back	⤵⤵⤵
Marker	Ⓚ
Sidepass	⤵.....⤵

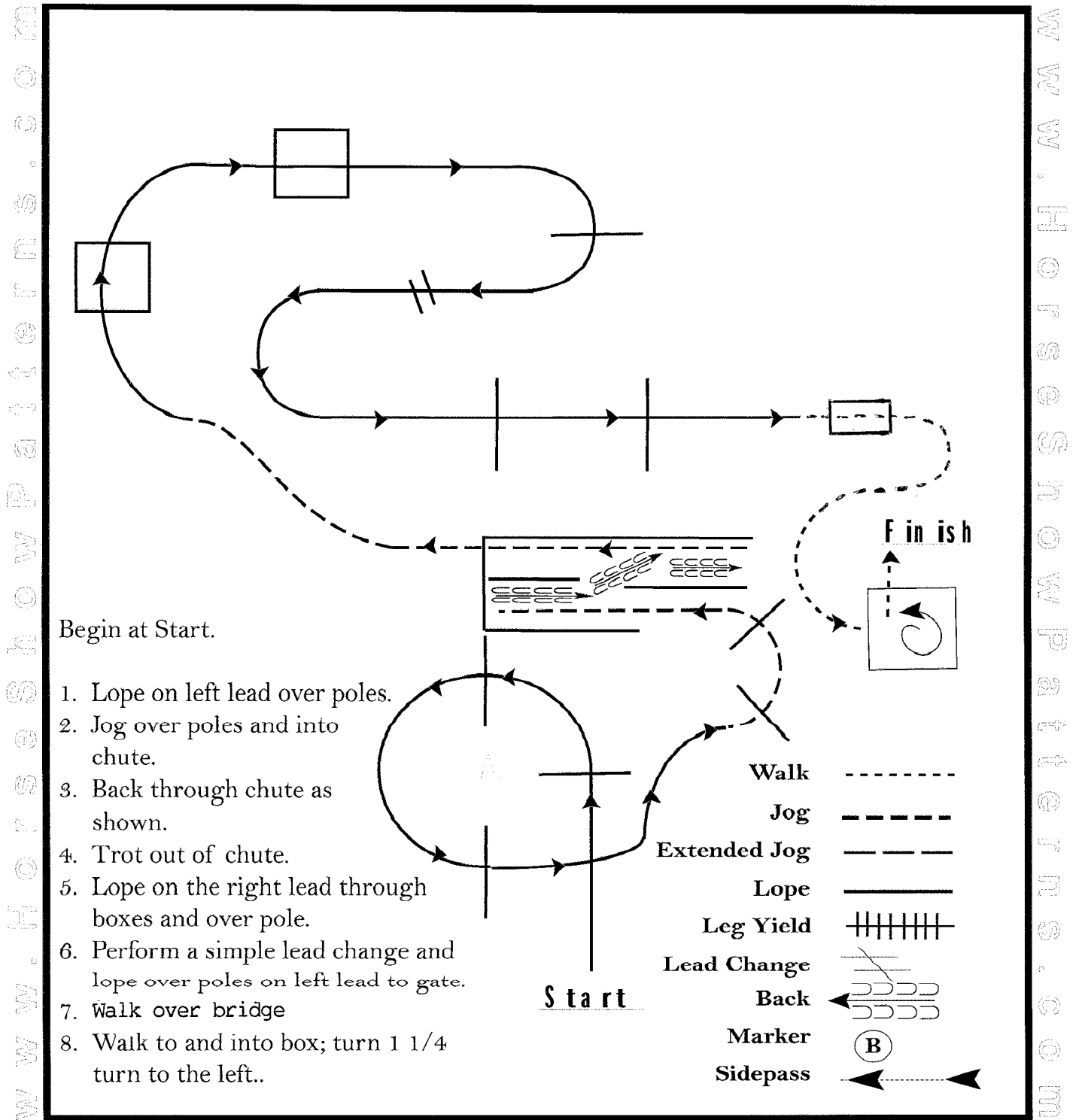
[T/1-10]

Pattern Provided by:

BCYF 2020 showcase

Trail 14-16 & 17-20

Show Date: 08-20-2020



[T/2-10]

Pattern Provided by: