

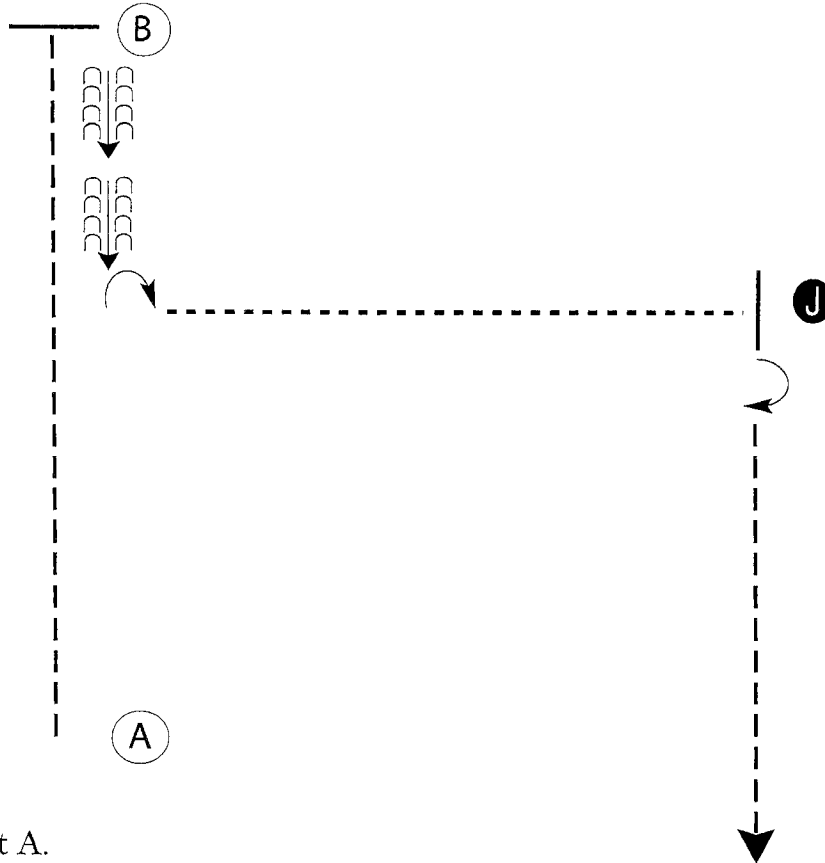
BCYF 2023

Showmanship - Western (1050, 1051, 1052, 1053)

Show Date: Aug 14-18

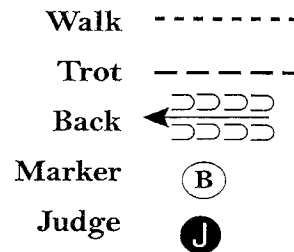
w w w . H o r s e S h o w P a t t e r n s . c o m

w w w . H o r s e S h o w P a t t e r n s . c o m



Be ready at A.

1. Trot to B and stop.
2. Back until even with judge.
3. Perform a 90 degree turn. Walk to judge.
4. Stop, set up, inspection.
5. When dismissed, perform a 90 degree turn.
6. Trot to the line up or follow the directions of the ring steward.



[S/1-29]

Pattern Provided by:
Equine Committee

BCYF 2023

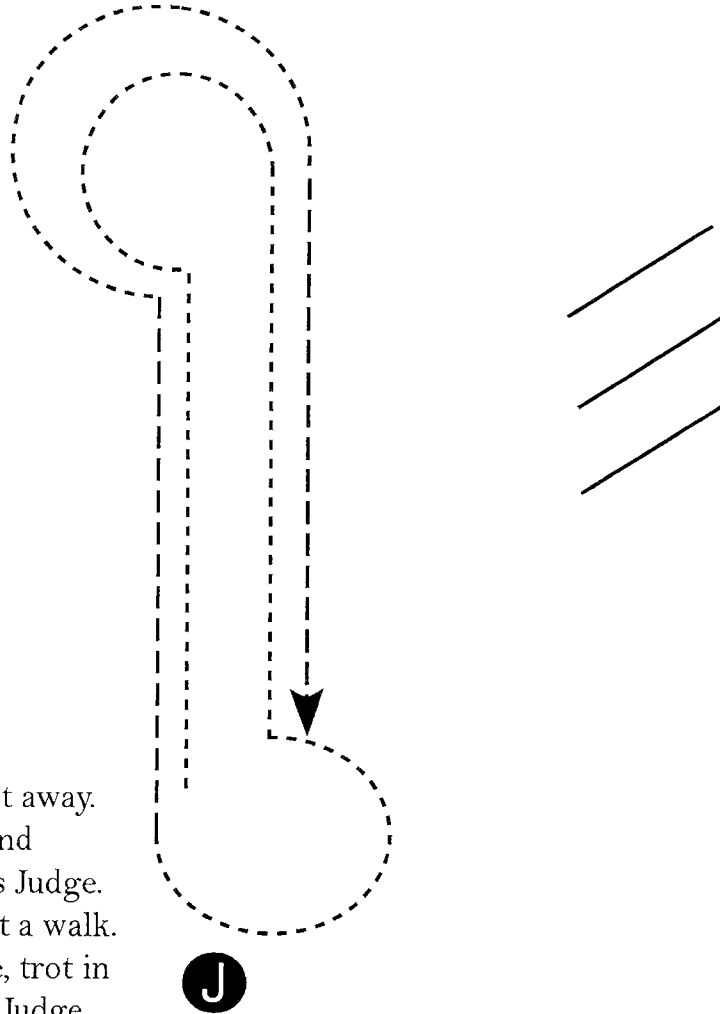
Showmanship - Draft (1054)

Show Date: Aug 14-18

W W W . H O R S E S H O W P A T T E R N S . C O M

W W W . H O R S E S H O W P A T T E R N S . C O M

1. From Judge, walk straight away. Walk a "golf club" loop and continue walking towards Judge.
2. Make a "golf club" loop at a walk. When lined up with Judge, trot in a straight line away from Judge.
3. Walk a "golf club" loop and trot the remainder of the way back to Judge. Set up for inspection (may turn horse 45 degrees either direction).
4. When dismissed, trot away from Judge.



Walk	-----
Trot	-----
Back	← ⊞ ⊞ ⊞ ⊞
Marker	⊞
Judge	Ⓧ

[DP/S-1]

Pattern Provided by:
Equine Committee

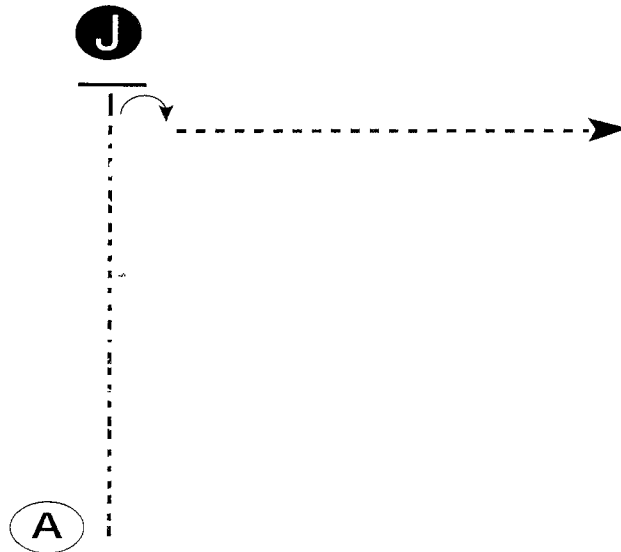
BCYF 2023

Showmanship Walk only (1063)

Show Date: Aug 14-18

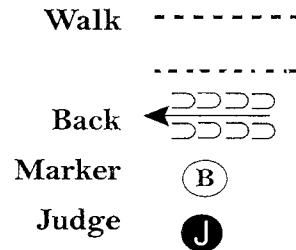
w w w . H o r s e S h o w P a t t e r n s . c o m

w w w . H o r s e S h o w P a t t e r n s . c o m



Be ready at A.

1. Walk from A to Judge.
2. Stop and set up for inspection.
3. When dismissed, perform a 90 degree turn.
4. Walk away from judge.
5. Follow the instructions of your ring steward.



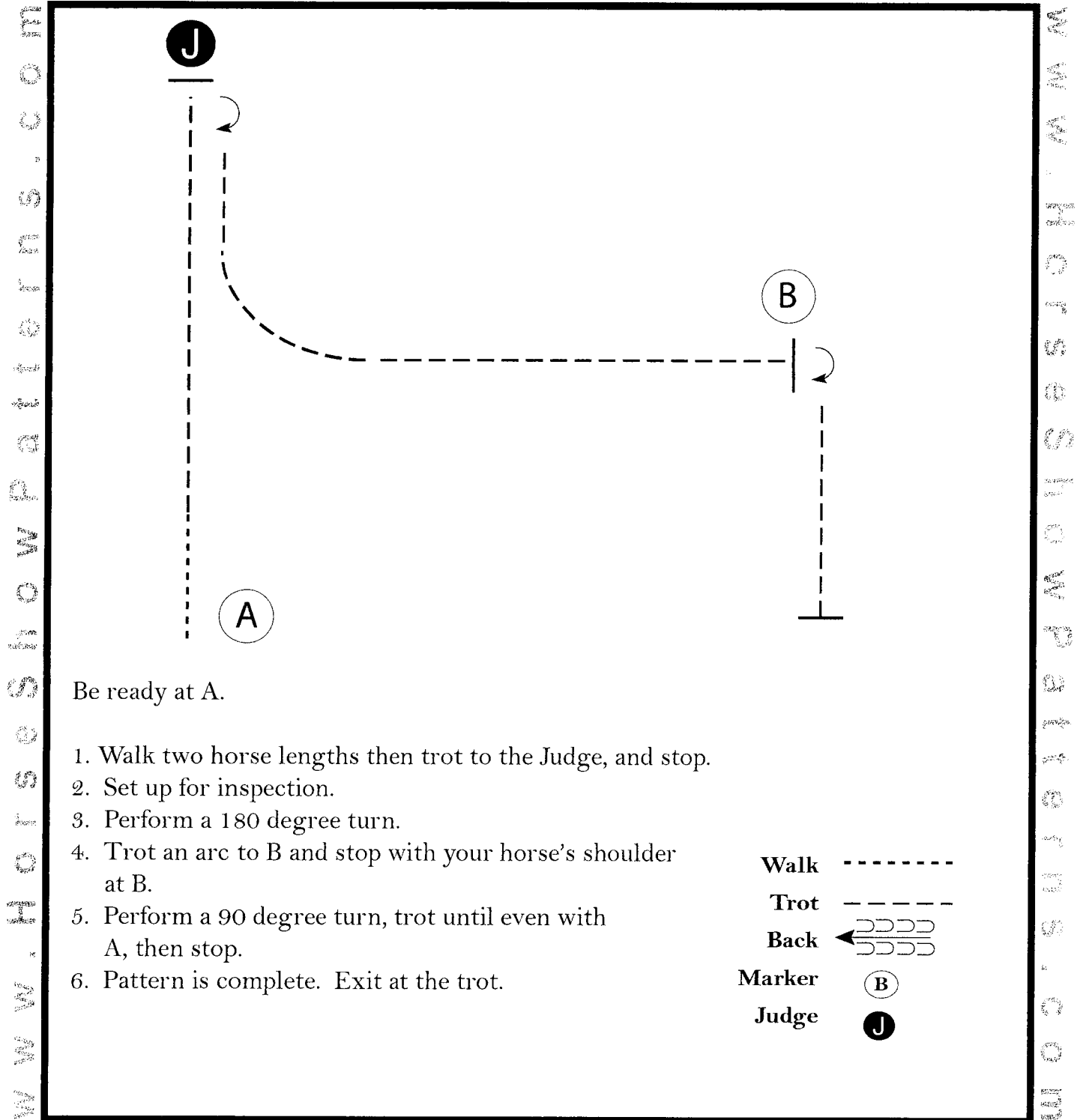
[S/WT-14]

Pattern Provided by:
Equine Committee

BCYF 2023

Saddle Seat Showmanship (1043, 1064)

Show Date: Aug 14-18



Be ready at A.

1. Walk two horse lengths then trot to the Judge, and stop.
2. Set up for inspection.
3. Perform a 180 degree turn.
4. Trot an arc to B and stop with your horse's shoulder at B.
5. Perform a 90 degree turn, trot until even with A, then stop.
6. Pattern is complete. Exit at the trot.

Walk -----
Trot - - - - -
Back ←=====

Marker (B)
Judge (J)

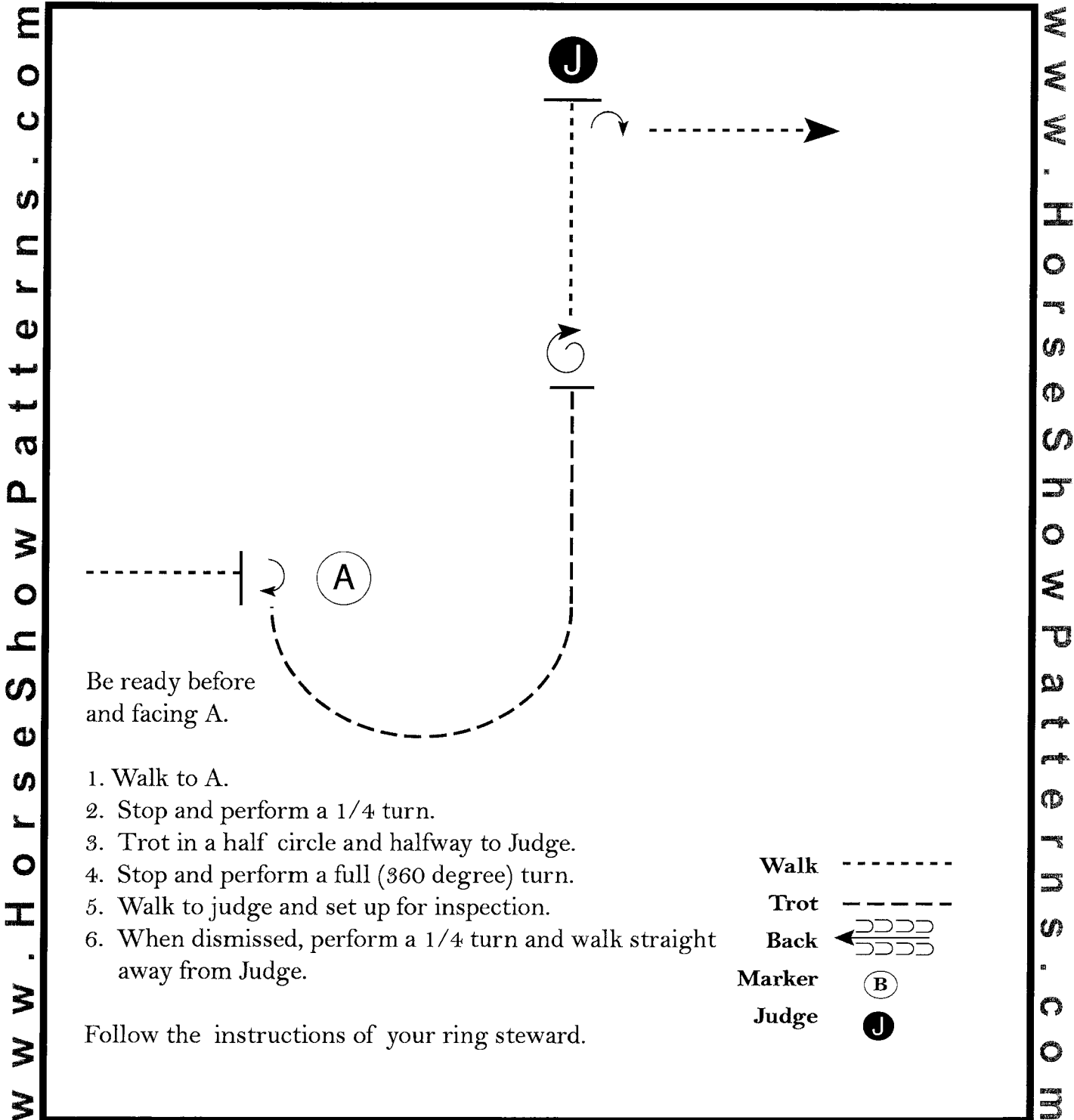
[S/1-97]

Pattern Provided by:
Equine Committee

BCYF 2023

Showmanship Jr. - Hunt Type (1065, 1066)

Show Date: Aug 14-18



[S/1-82]

Pattern Provided by:
Equine Committee

BCYF 2023

Showmanship Jr- Western (1067, 1068)

Show Date: Aug 14-18

www.HorseShowPatterns.com

Be ready even with judge.

1. Trot to and around A.
2. Walk from A until even with judge.
3. Stop and perform a 90 degree turn.
4. Trot to judge.
5. Stop and set up for inspection.
6. When dismissed, perform a 270 degree turn.
7. Walk straight away from judge.

Follow the instructions of your ring steward.

Walk	-----
Trot	- - - - -
Back	← 〰 〰 〰 〰
Marker	⊙ B
Judge	● J

www.HorseShowPatterns.com

[S/1-76]

Pattern Provided by:
Equine Committee

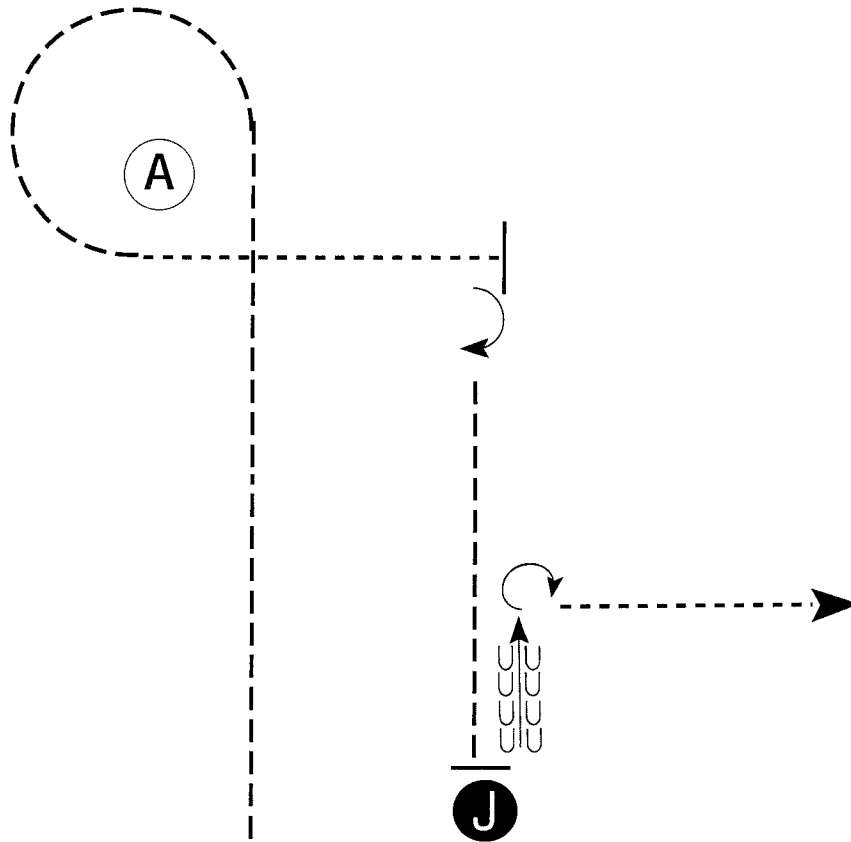
BCYF 2023

Showmanship Jr.- Western (1069, 1070)

Show Date: Aug 14-18

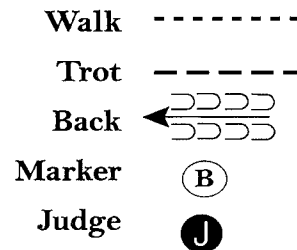
w w w . H o r s e S h o w P a t t e r n s . c o m

w w w . H o r s e S h o w P a t t e r n s . c o m



Be ready even with judge.

1. Trot to and around A.
2. Walk from A until even with judge.
3. Stop and perform a 90 degree turn.
4. Trot to judge.
5. Stop and set up for inspection.
6. When dismissed, back approximately 2 horse lengths.
7. Perform a 270 degree turn.
8. Walk straight away from judge.



Follow the instructions of your ring steward.

[S/2-76]

Pattern Provided by:
Equine Committee

BCYF 2023

Showmanship Jr- Western (1071, 1072)

Show Date: Aug 14-18

www.HorseShowPatterns.com

Be ready at A.

1. When acknowledged, walk half the distance to Judge.
2. Stop and perform a 1/4 turn.
3. Trot in a half circle to Judge.
4. Stop and set up for inspection.
5. When dismissed, perform a 1/2 turn and walk straight away from Judge.

Follow the instructions of your ring steward.

Walk -----
Trot - - - - -
Back ← - - - - -
Marker (B)
Judge (J)

www.HorseShowPatterns.com

[S/WT-80]

Pattern Provided by:
Equine Committee

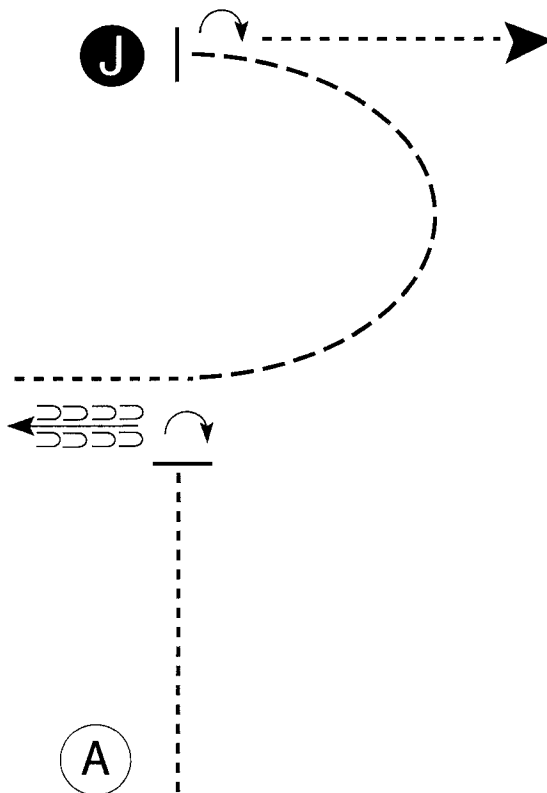
BCYF 2023

Showmanship (1073, 1074)

Show Date: Aug 14-18

www.HorseShowPatterns.com

www.HorseShowPatterns.com



Be ready at A.

1. When acknowledged, walk half way to Judge.
2. Stop and perform a 1/4 turn.
3. Back approximately one horse length.
4. Walk until even with Judge.
5. Trot in a half circle to Judge.
6. Stop and set up for inspection.
7. When dismissed, perform a 1/2 turn and walk straight away from Judge.

Follow the instructions of your ring steward.

Walk	-----
Trot	----- ~~~~~
Back	----- ~~~~~ ←~~~~~
Marker	Ⓟ
Judge	Ⓝ

[S/1-80]

Pattern Provided by:
Equine Committee

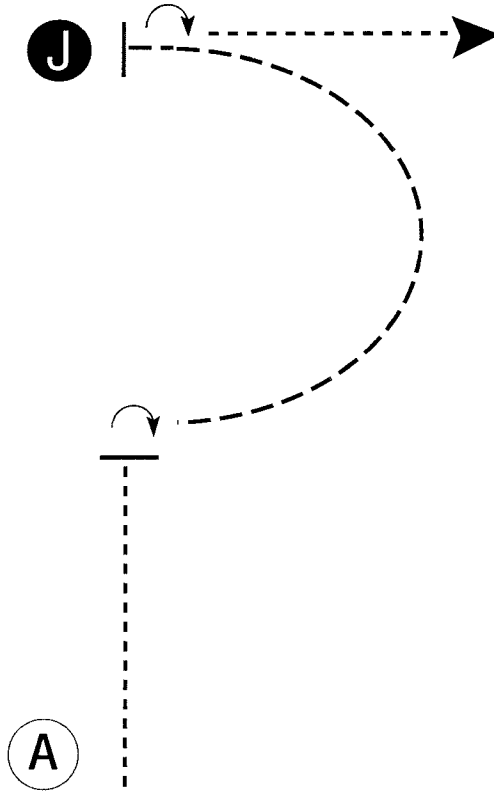
BCYF 2023

Showmanship (1075, 1076)

Show Date: Aug 14-18

w w w . H o r s e S h o w P a t t e r n s . c o m

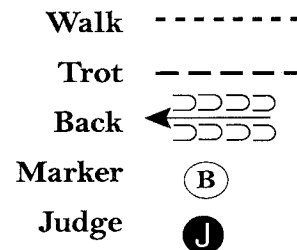
w w w . H o r s e S h o w P a t t e r n s . c o m



Be ready at A.

1. When acknowledged, walk half the distance to Judge.
2. Stop and perform a 1/4 turn.
3. Trot in a half circle to Judge.
4. Stop and set up for inspection.
5. When dismissed, perform a 1/2 turn and walk straight away from Judge.

Follow the instructions of your ring steward.



[S/WT-80]

Pattern Provided by:
Equine Committee

BCYF 2023

Open Ranchmanship (1086)

Show Date: Aug 14-18

www.HorseShowPatterns.com

www.HorseShowPatterns.com

1. Walk.
2. Trot serpentine
3. Lope left lead around end of arena and then diagonally across arena.
4. Change leads (simple or flying) and
5. Lope on the right lead around end of the arena.
6. Extend lope on the straight away around corner to center of arena.
7. Extend trot around corner of arena
8. Collect to a trot
9. Trot over poles
10. Stop do a 360 turn each direction (either direction 1st)
11. Walk, stop and back.

Walk	-----
Jog	- - - - -
Extended Jog	— — — —
Lope	—————
Lead Change	
Back	
Marker	(B)

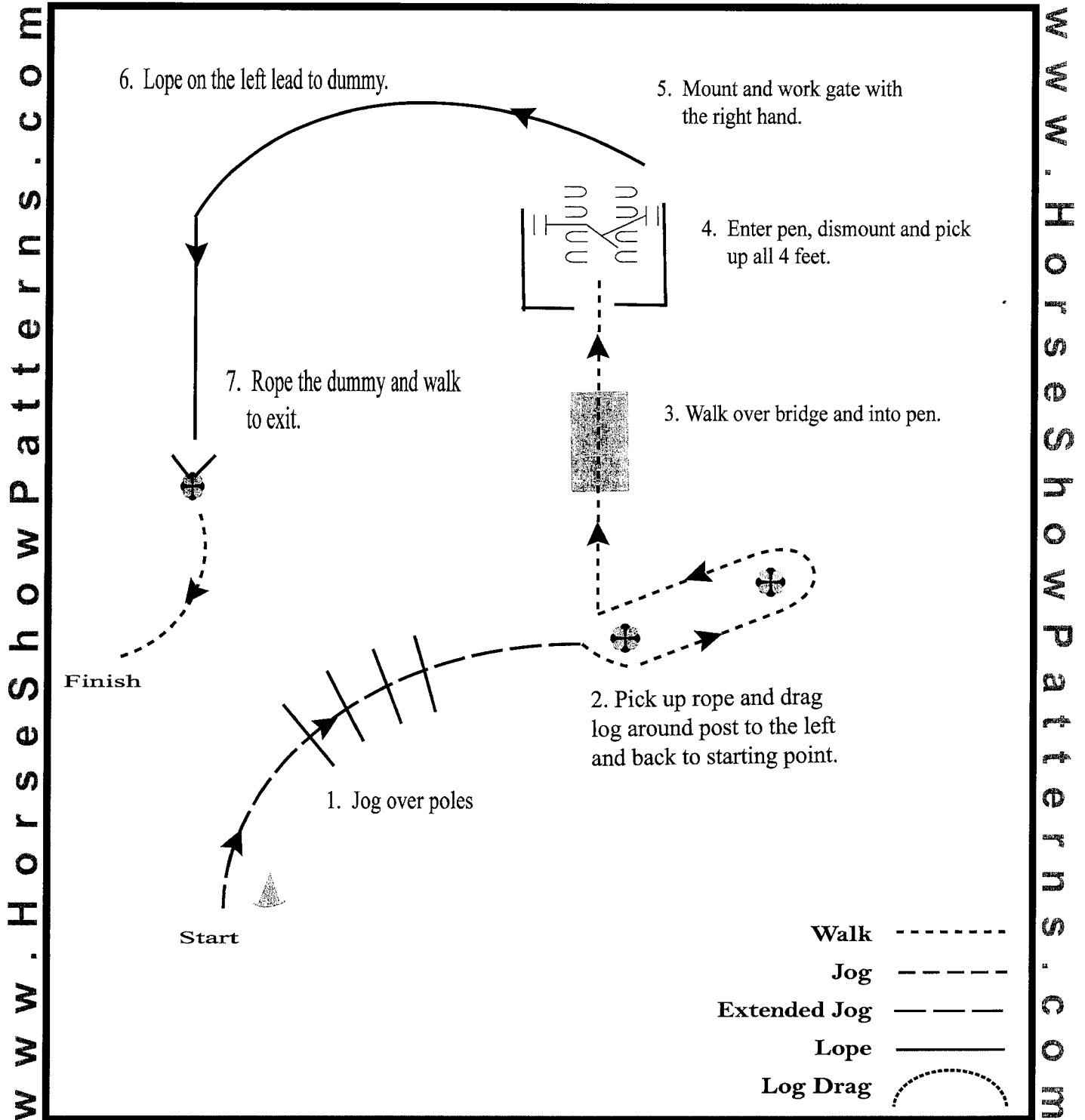
[RR/4]

Pattern Provided by:
Equine Committee

BCYF 2023

Open Ranch Trail (1087)

Show Date: Aug 14-18



[RT/6]

Pattern Provided by:
Equine Committee

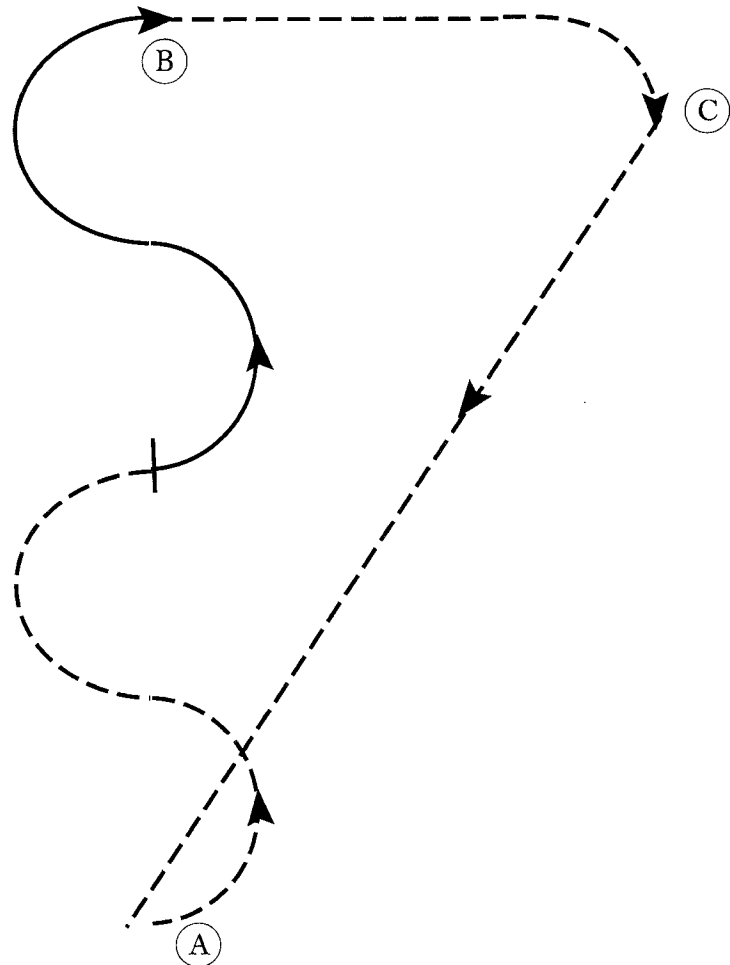
BCYF 2023

Jr Saddle Seat Equitation (1114)

Show Date: Aug 14-18

w w w . H o r s e S h o w P a t t e r n s . c o m

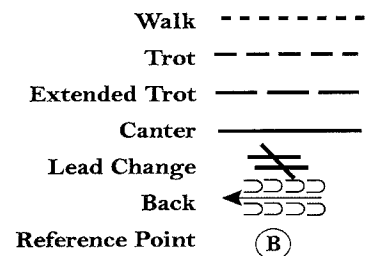
w w w . H o r s e S h o w P a t t e r n s . c o m



Begin at the in gate.

1. Trot the first half circle to the right on the right diagonal.
2. Trot the second half circle on the left diagonal.
3. Stop briefly in the center of the arena.
4. Canter the third half circle on the left lead.
5. Canter the fourth half circle on the right lead.
6. Go directly into the trot (B) in a clockwise direction along the rail and around curve (C).
7. Continue the trot in a diagonal line to the out gate (A) - diagonal is your option.

The workout has been completed - Thank You.



[SSE/15]

Pattern Provided by:
Equine Committee

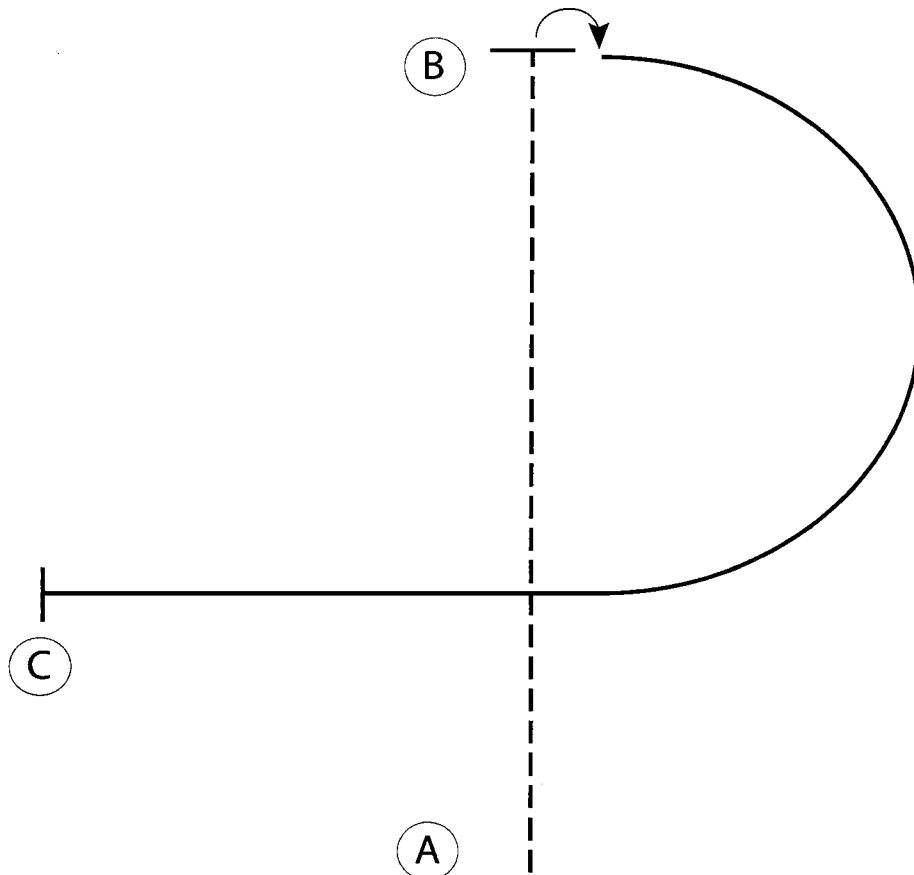
BCYF 2023

Jr Hunt Seat Eq (1117, 1118)

Show Date: Aug 14-18

www.HorseShowPatterns.com

www.HorseShowPatterns.com



1. Posting trot on the left diagonal from A to B
2. At B stop and perform a 90 degree turn on the forehand to the right
3. Canter on the right lead from B to C
4. At C stop

Walk	-----
Trot	- - - - -
Extended Trot	— — — — —
Canter	— — — — —
Leg Yield	
Lead Change	↘
Back	←←←←←
Marker	⊙
Sidepass	←←←←←
Hand Gallop	— — — — —

[HSE/1-28]

Pattern Provided by:
Equine Committee

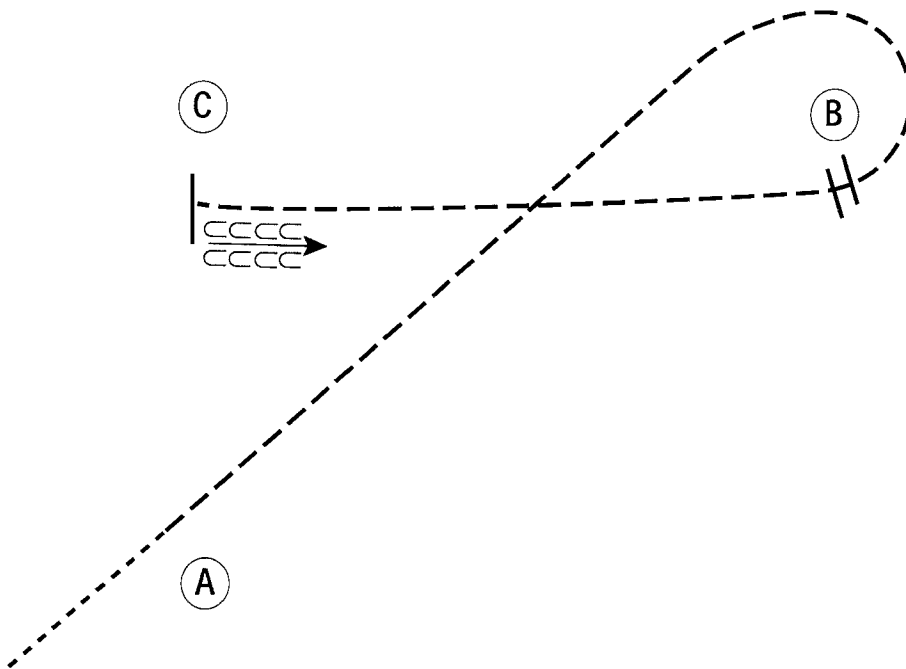
BCYF 2023

Jr English Equitation W/T (1119, 1128, 1133)

Show Date: Aug 14-18

www.HorseShowPatterns.com

www.HorseShowPatterns.com



Be ready before A.

1. Walk to A.
2. Posting trot on the left diagonal from A to and around B.
3. Change diagonals at B.
4. Posting trot on the right diagonal around to C.
5. Stop at C. Back approximately one horse length.
6. Follow the instructions of your ring steward.

Walk	-----
Trot	- - - - -
Extended Trot	— — — — —
Canter	—————
Leg Yield	
Lead Change	↘ ↙
Back	← ← ← ← ←
Marker	Ⓚ
Sidepass	← ← ← ← ←
Hand Gallop	— — — — —

[HSE/WT-19]

Pattern Provided by:
Equine Committee

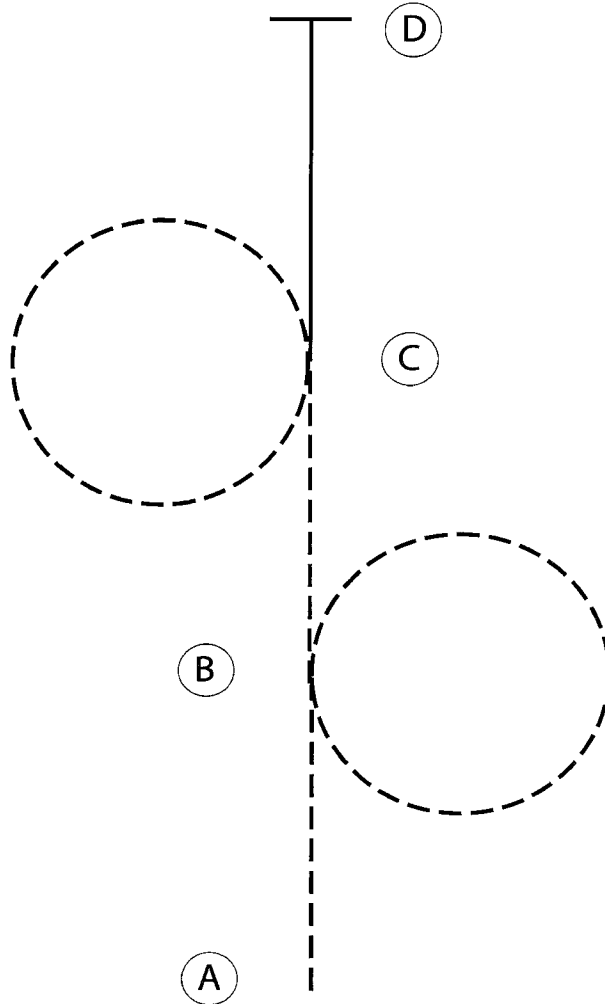
BCYF 2023

Pony Equitation (1130)

Show Date: Aug 14-18

w w w . H o r s e S h o w P a t t e r n s . c o m

w w w . H o r s e S h o w P a t t e r n s . c o m



1. Sitting trot from A to B
2. Posting trot on the left diagonal and perform a circle to the right at B. Continue to C
3. Posting trot on the right diagonal and perform a circle to the left at C
4. Canter on the left lead from C to D
5. At D stop

Walk	-----
Trot	- - - - -
Extended Trot	-----
Canter	-----
Leg Yield	
Lead Change	↘
Back	←←←←←
Marker	(B)
Sidepass	←←←←←
Hand Gallop	-----

[HSE/1-27]

Pattern Provided by:
Equine Committee

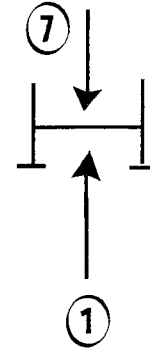
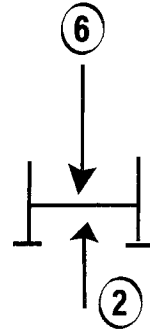
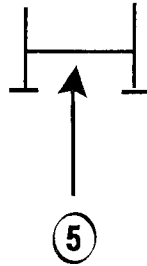
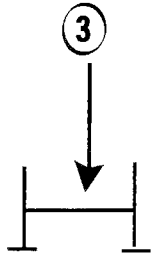
BCYF 2023

In Hand Jumping (1139)

Show Date: Aug 14-18

www.horsheshowpatterns.com

www.horsheshowpatterns.com



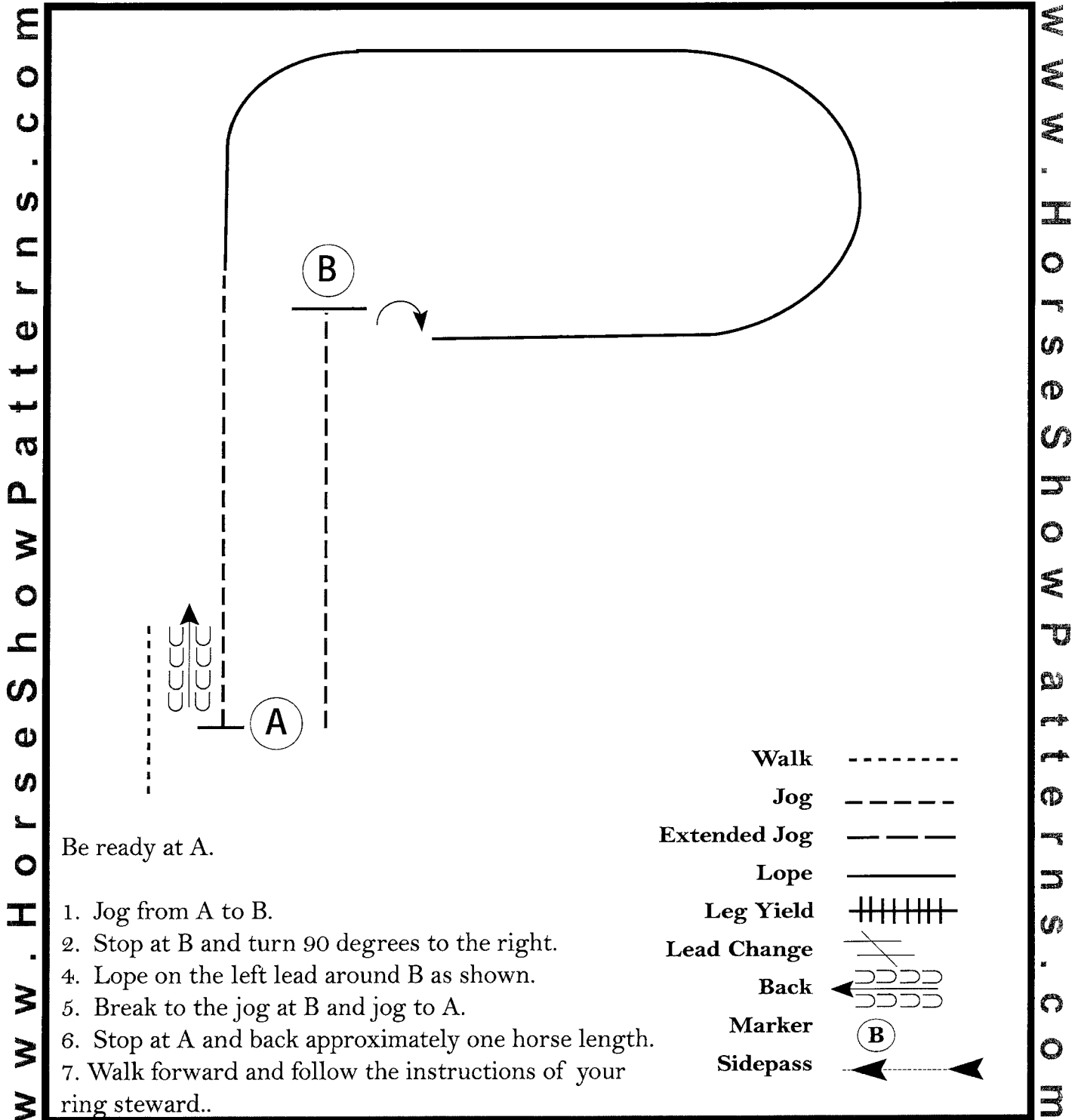
[MHP/H-6]

Pattern Provided by:
Equine Committee

BCYF 2023

Jr Western Horsemanship (1200, 1201, 1206)

Show Date: Aug 14-18



[WH/1-53]

Pattern Provided by:
Equine Committee

BCYF 2023

Jr Western Horsemanship W/T (1202, 1207, 1211)

Show Date: Aug 14-18

www.HorseShowPatterns.com

Be ready at A.

1. Walk A to B.
2. Jog at B, around C and to D.
3. Stop at D and back approximately one horse length.

Follow the instructions of your ring steward.

Walk	-----
Jog	- - - - -
Extended Jog	- - - - -
Lope	—————
Leg Yield	
Lead Change	—/—
Back	← ○○○○
Marker	⊙ B
Sidepass	←-----→

www.HorseShowPatterns.com

[WH/WT-6]

Pattern Provided by:
Equine Committee

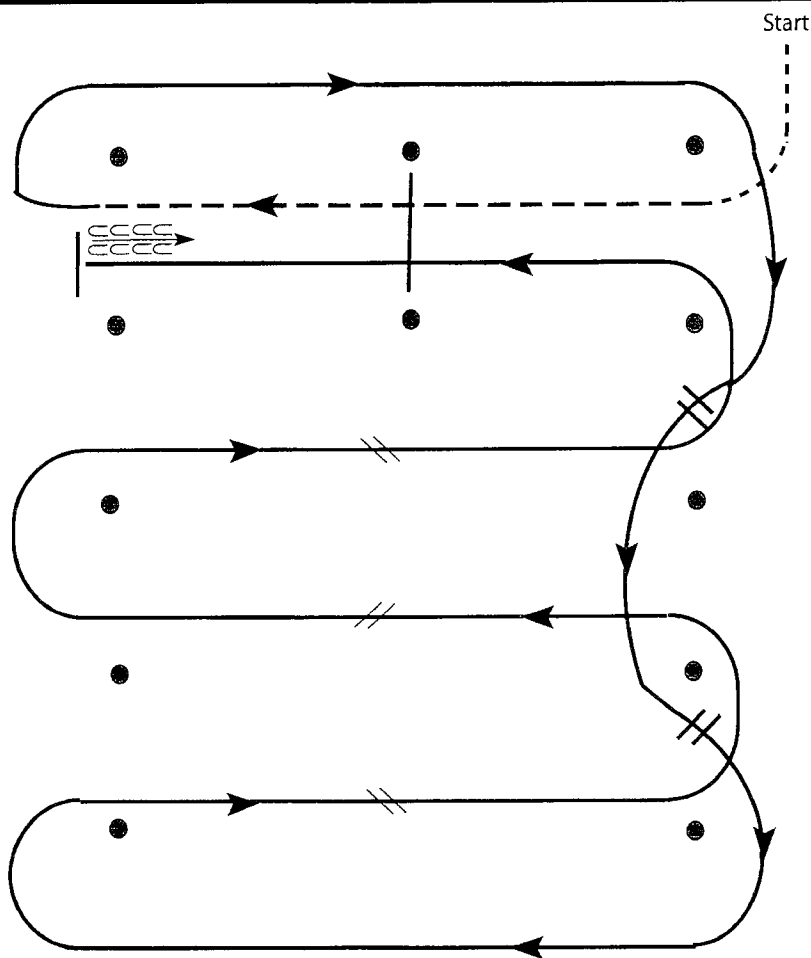
BCYF 2023

Open Green Western Riding (1196)

Show Date: Aug 14-18

www.HorseShowPatterns.com

www.HorseShowPatterns.com



1. Walk, transition to jog, jog over log.
2. Transition to right lead and lope around end.
3. First line change.
4. Second line change. Lope around end of arena.
5. First crossing change.
6. Second crossing change.
7. Third crossing change.
8. Lope over log.
9. Lope, stop and back.

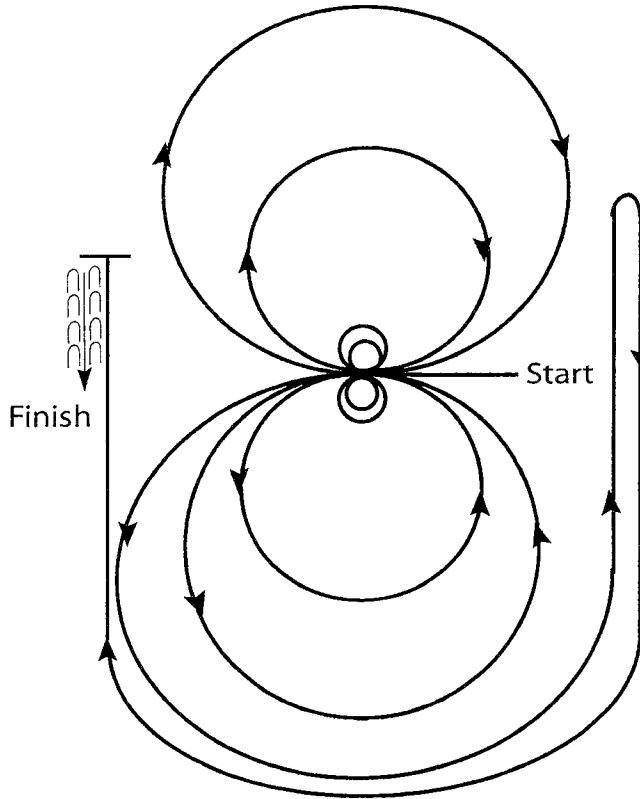
[WR/GP-3]

Pattern Provided by:
Equine Committee

BCYF 2023

Reining (1223, 1224)

Show Date: Aug 14-18



Horses may walk or trot to the center of the arena. Horses must walk or stop prior to starting the pattern. Begin at the center of the arena facing the left wall or fence.

1. Beginning on the left lead, complete two circles to the left. Stop at the center of the arena. Hesitate.
2. Complete two spins to the left. Hesitate.
3. Beginning on the right lead complete two circles to the right. Stop at the center of the arena. Hesitate.
4. Complete two spins to the right. Hesitate.
5. Beginning on the left lead, go around the end of the arena, run down the right side of the arena past center marker, stop and roll back right.
6. Continue around the end of the arena and run down the left side of the arena past the center marker. Stop. Back up.

[R/NRHAP-12]

Pattern Provided by:
Equine Committee

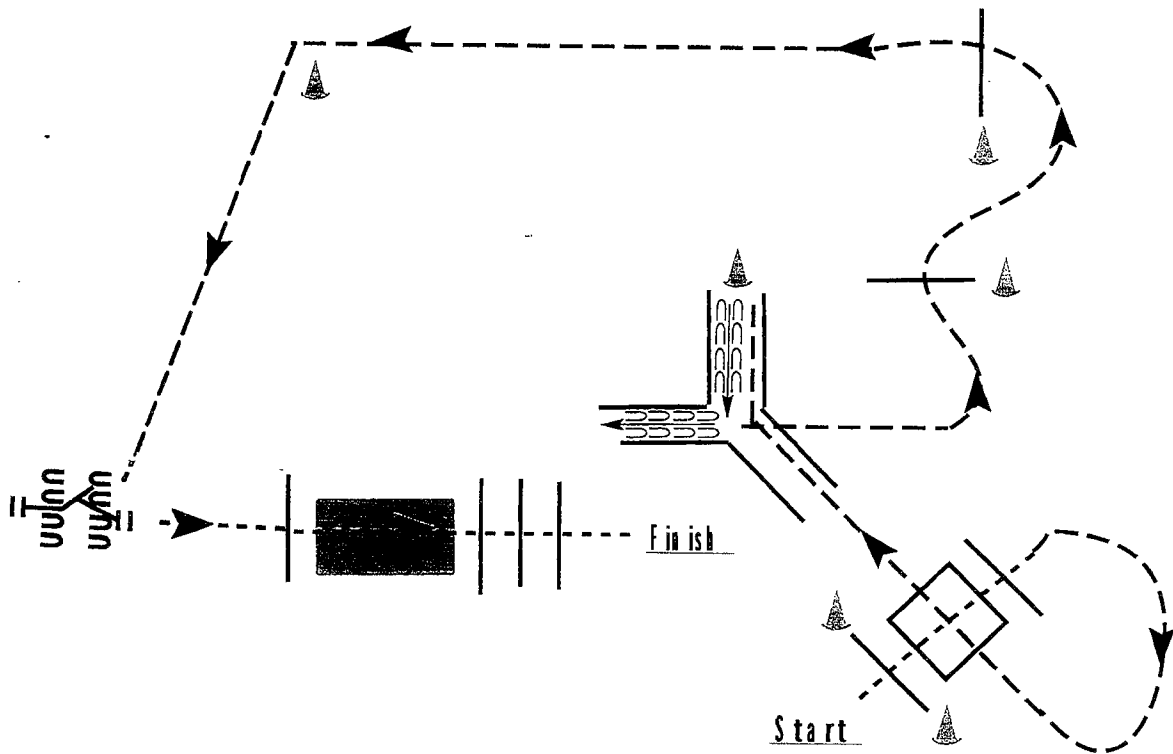
BCYF 2023

Trail In-hand (1230, 1231, 1242, 1243)

Show Date: Aug 14-18

www.HorseShowPatterns.com

www.HorseShowPatterns.com



1. Walk over poles and thru box.
2. Jog thru box and into chute.
3. Back the L.
4. Jog out of L and over poles.
5. Jog to gate.
6. Work gate with left hand.
7. Walk over poles and bridge to finish.

Walk
Jog	-----
Extended Jog	-----
Lope	————
Leg Yield	
Lead Change	//////
Back	←←←←
Marker	(B)
Sidepass	←←

[T/WT-31]

Pattern Provided by:
Equine Committee

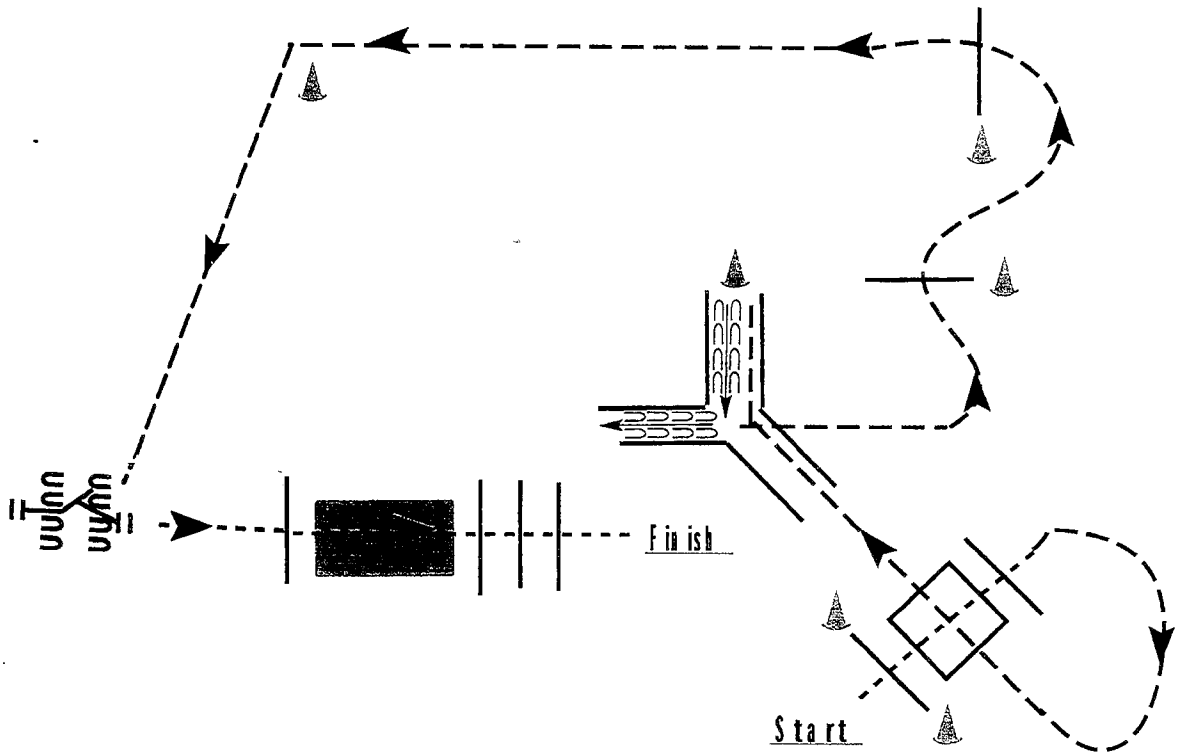
BCYF 2023

Trail W/T (1234, 1244, 1245, 1246)

Show Date: Aug 14-18

www.HorseShowPatterns.com

www.HorseShowPatterns.com



1. Walk over poles and thru box.
2. Jog thru box and into chute.
3. Back the L.
4. Jog out of L and over poles.
5. Jog to gate.
6. Work gate with left hand.
7. Walk over poles and bridge to finish.

Walk	-----
Jog	- - - - -
Extended Jog	-----
Lope	—————
Leg Yield	
Lead Change	///
Back	⊖
Marker	Ⓚ
Sidepass	⊖

[T/WT-31]

Pattern Provided by:
Equine Committee

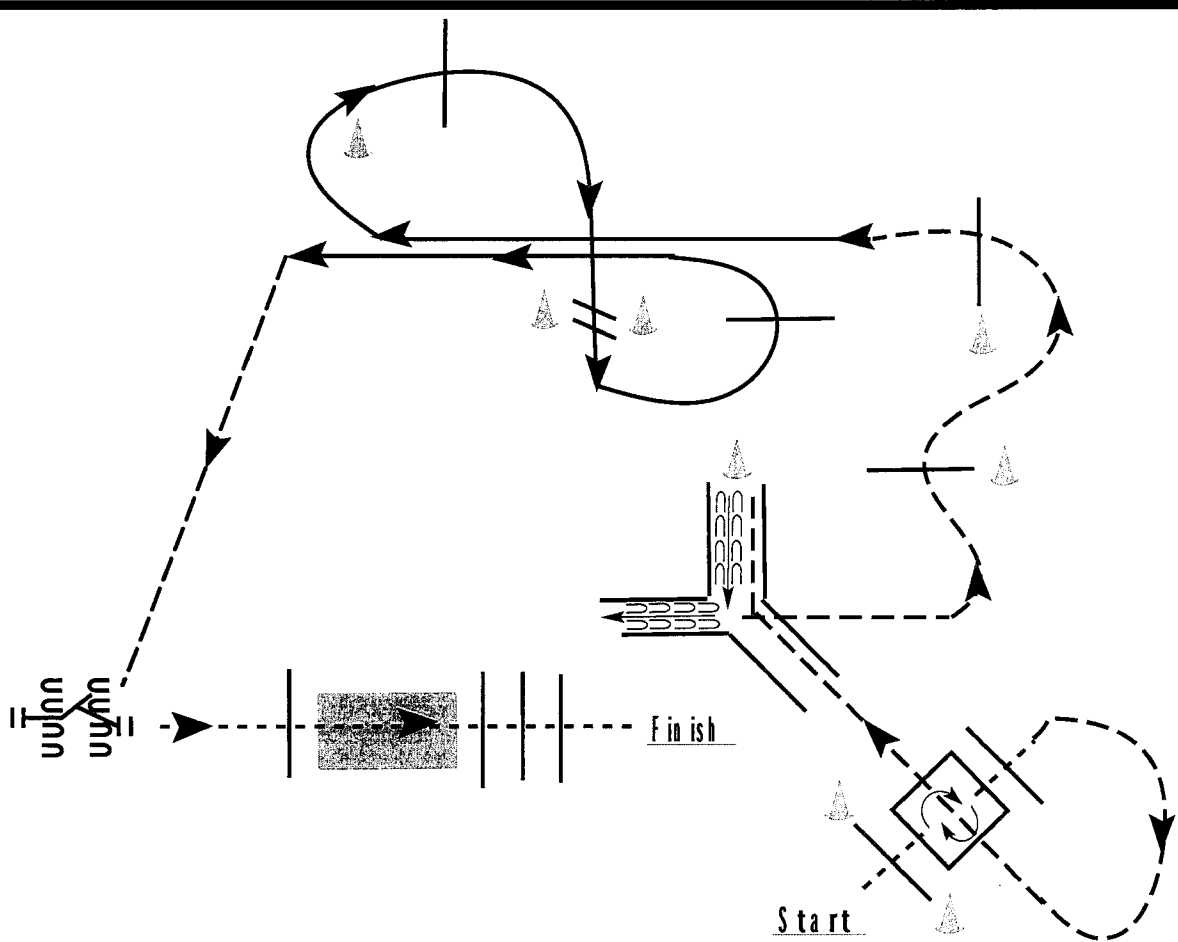
BCYF 2023

Trail (1235, 1236, 1237, 1247, 1248, 1249)

Show Date: Aug 14-18

www.HorseShowPatterns.com

www.HorseShowPatterns.com



1. Walk over pole, into box and turn 360 degrees to the right.
2. Walk out of box, jog thru box and into chute.
3. Back the L.
4. Jog out of L and over poles.
5. Lope on the right lead over pole as shown.
6. Perform a simple lead change between the cones and lope on the left lead over pole.
7. Jog to gate.
8. Work gate with left hand.
9. Walk over poles and bridge to finish.

Walk	-----
Jog	- - - - -
Extended Jog	-----
Lope	—————
Leg Yield	
Lead Change	———/———
Back	←———
Marker	ⓑ
Sidepass	←-----

[T/1-31]

Pattern Provided by:
Equine Committee