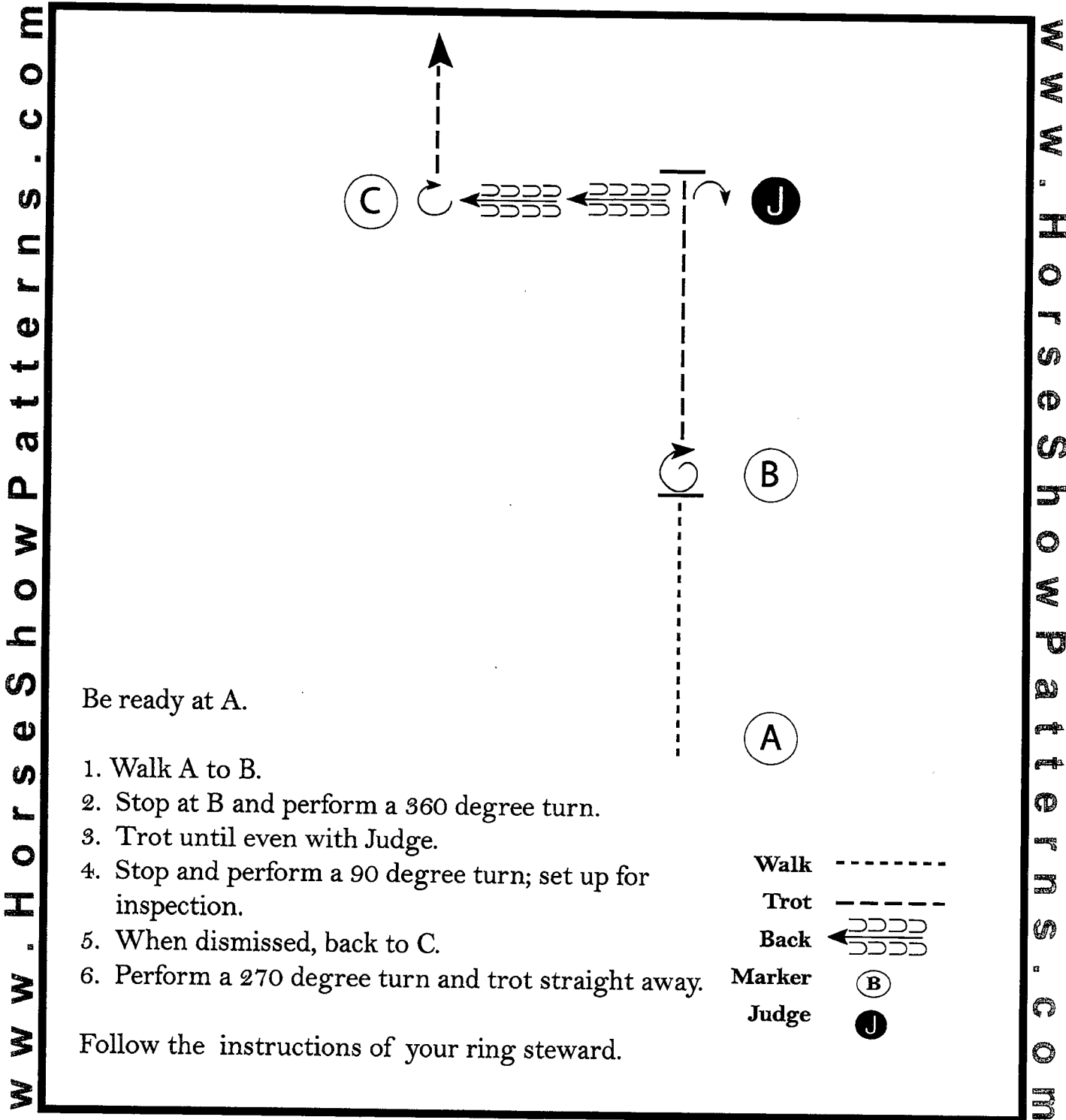


BCYF 2024

Showmanship Ranch (1053)

Show Date: 08-12-2024



[S/2-4]

Pattern Provided by:
Equine Committee

BCYF 2024

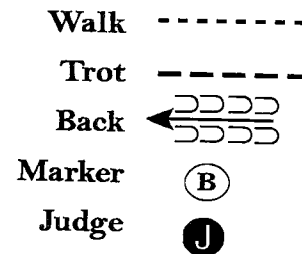
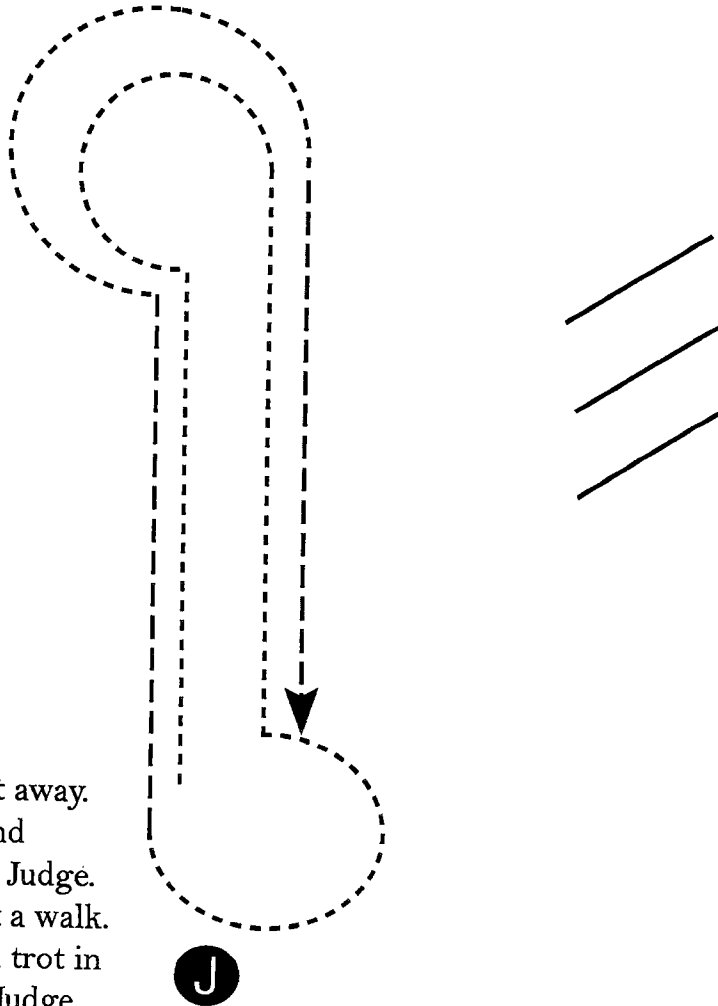
Draft Showmanship (1054)

Show Date: 08-12-2024

www.HorseShowPatterns.com

www.HorseShowPatterns.com

1. From Judge, walk straight away. Walk a "golf club" loop and continue walking towards Judge.
2. Make a "golf club" loop at a walk. When lined up with Judge, trot in a straight line away from Judge.
3. Walk a "golf club" loop and trot the remainder of the way back to Judge. Set up for inspection (may turn horse 45 degrees either direction).
4. When dismissed, trot away from Judge.



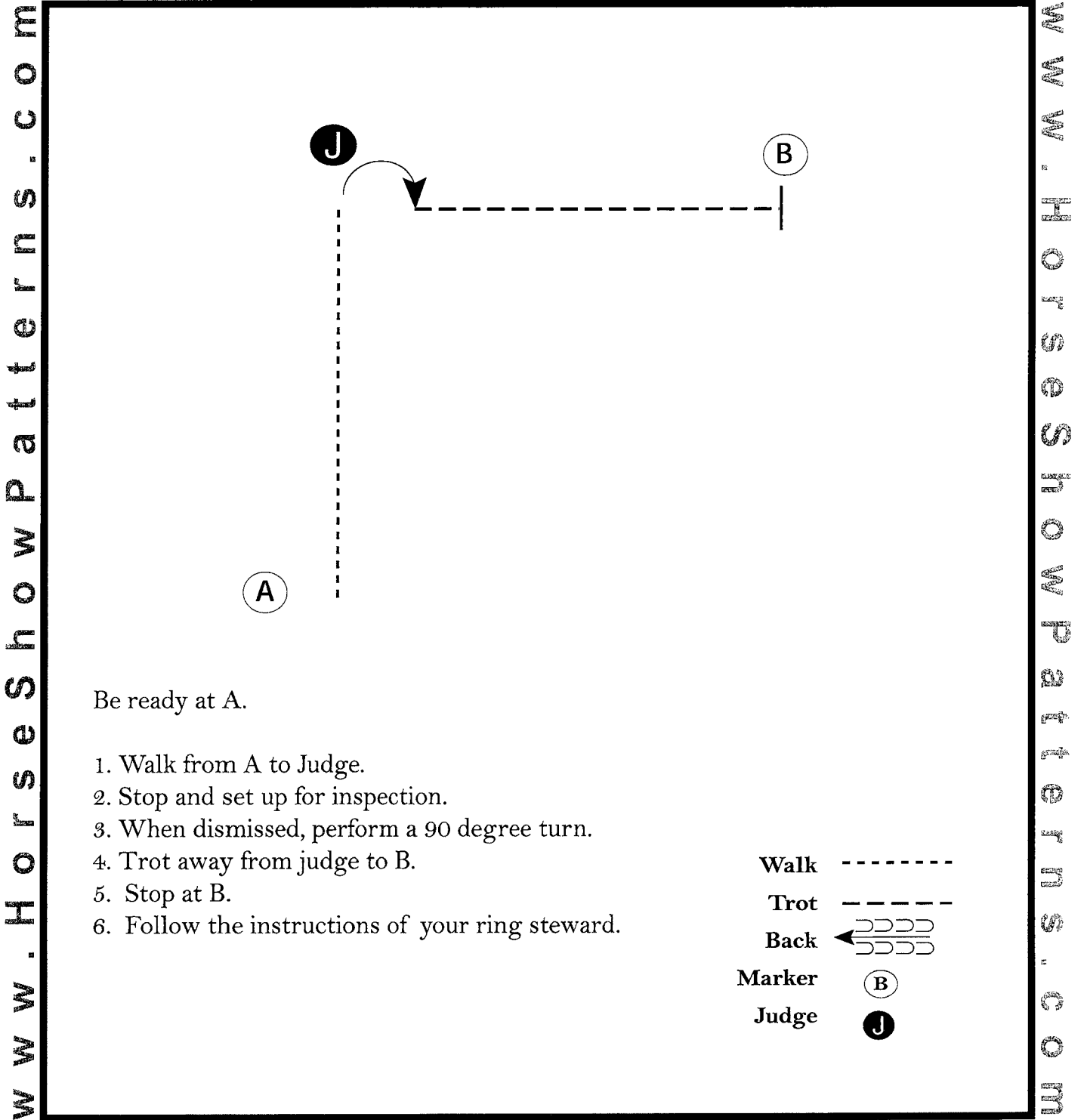
[DP/S-1]

Pattern Provided by:
Equine Committee

BCYF 2024

Showmanship Walk Only (1063)

Show Date: 08-12-2024



[S/WT-7]

Pattern Provided by:
Equine Committee

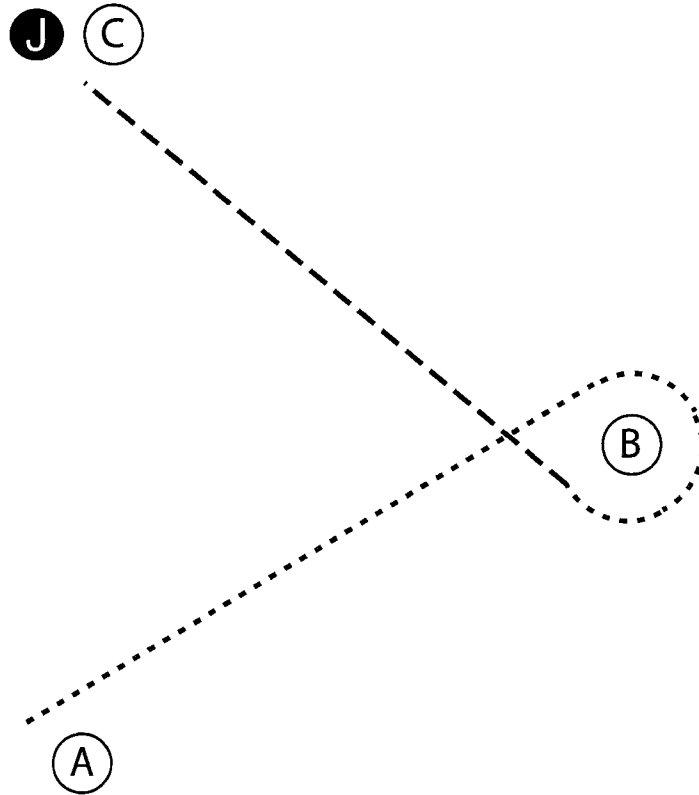
BCYF 2024

Saddle Seat Showmanship (1043, 1064)

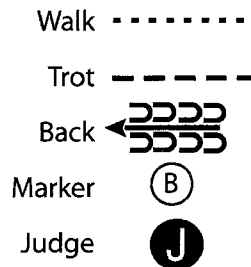
Show Date: 08-12-2024

w w w . H o r s e S h o w P a t t e r n s . c o m

w w w . H o r s e S h o w P a t t e r n s . c o m



1. Walk from A to B.
2. Walk around B.
3. Trot to C, stop and set up for inspection.
4. When dismissed follow instructions of ring steward.



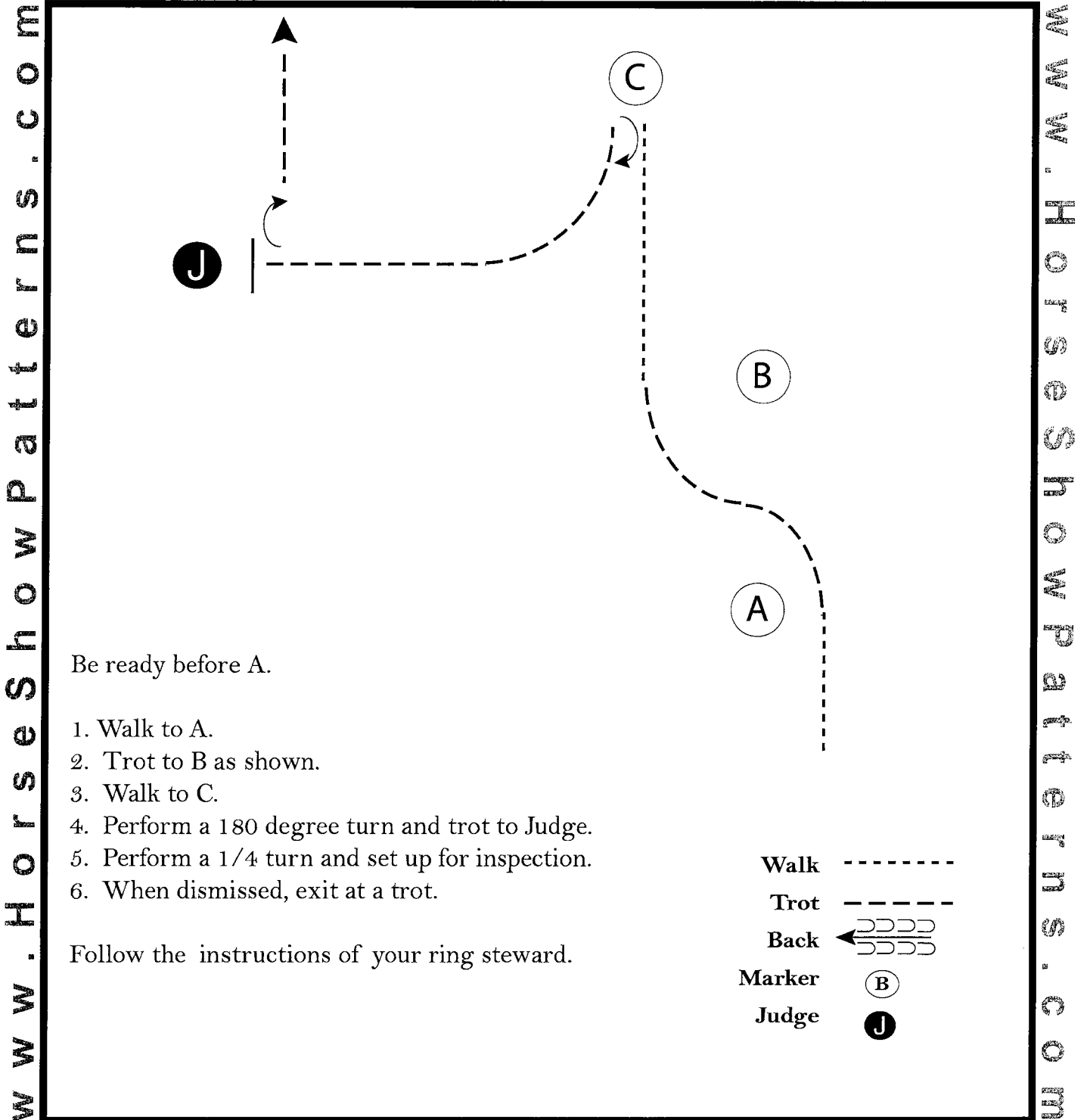
[S/1-5]

Pattern Provided by:
Equine Committee

BCYF 2024

Showmanship Jr. Hunt Type (1065, 1066)

Show Date: 08-12-2024



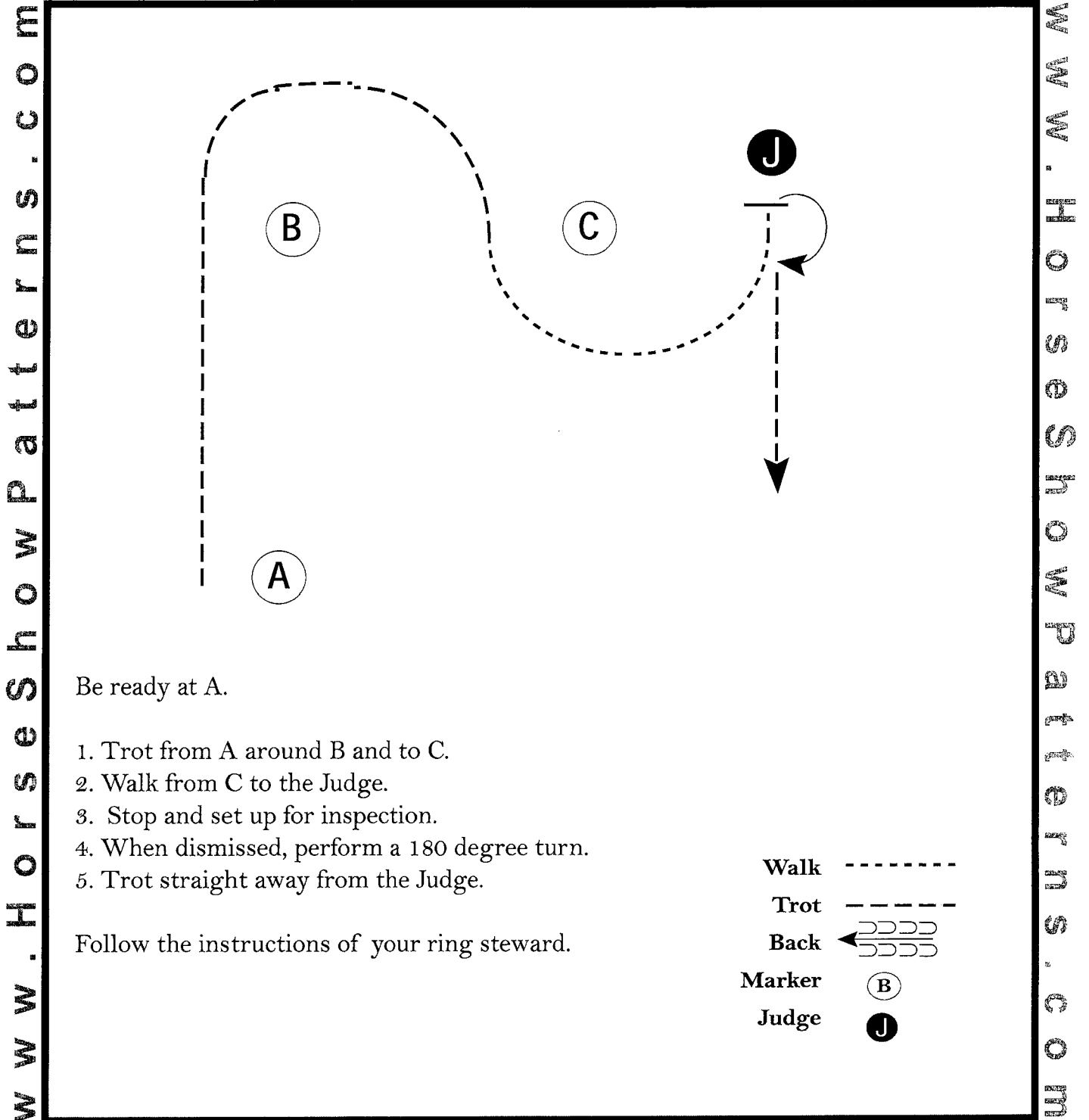
[S/1-91]

Pattern Provided by:
Equine Committee

BCYF 2024

Showmanship Jr. Western (1067, 1068)

Show Date: 08-12-2024



Be ready at A.

1. Trot from A around B and to C.
2. Walk from C to the Judge.
3. Stop and set up for inspection.
4. When dismissed, perform a 180 degree turn.
5. Trot straight away from the Judge.

Follow the instructions of your ring steward.

Walk	-----
Trot	- - - - -
Back	← ← ← ← ← → → → → →
Marker	⊙ B
Judge	⊙ J

[S/1-35]

Pattern Provided by:
Equine Committee

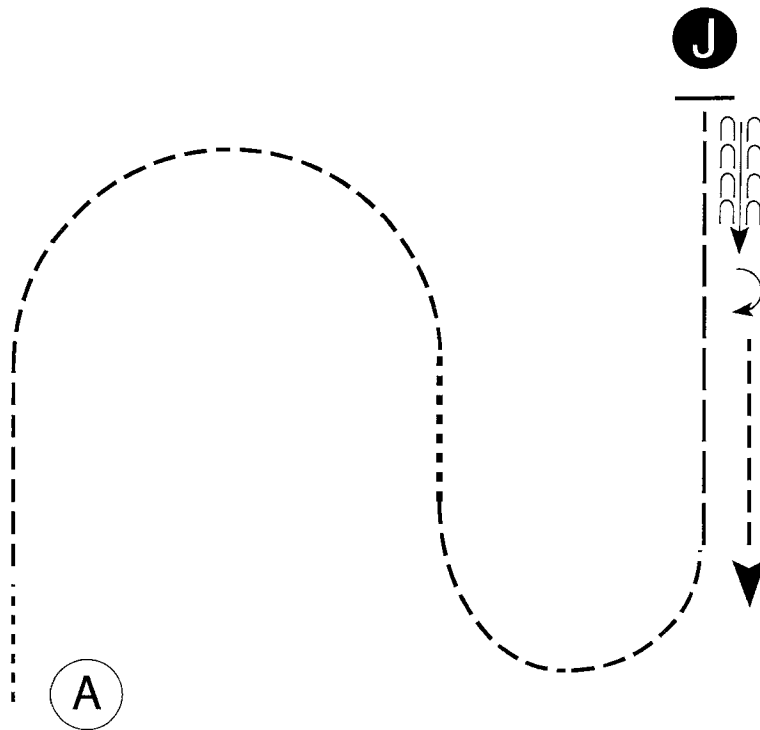
BCYF 2024

Showmanship Jr. Western (1069, 1070)

Show Date: 08-12-2024

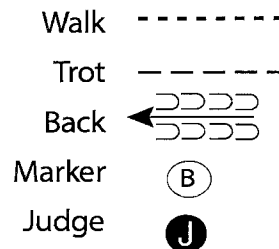
www.HorseShowPatterns.com

www.HorseShowPatterns.com



Be ready at A.

1. Walk FORWARD two horse lengths then trot.
2. Trot half circle.
3. Walk FORWARD one horse length.
4. Trot in a half circle.
5. Extended trot to Judge and stop.
6. Set up.
7. Inspection.
8. When dismissed, back approximately two horse lengths.
9. Perform a 180 degree turn and trot to exit.



[S/1-122]

Pattern Provided by:
Equine Committee

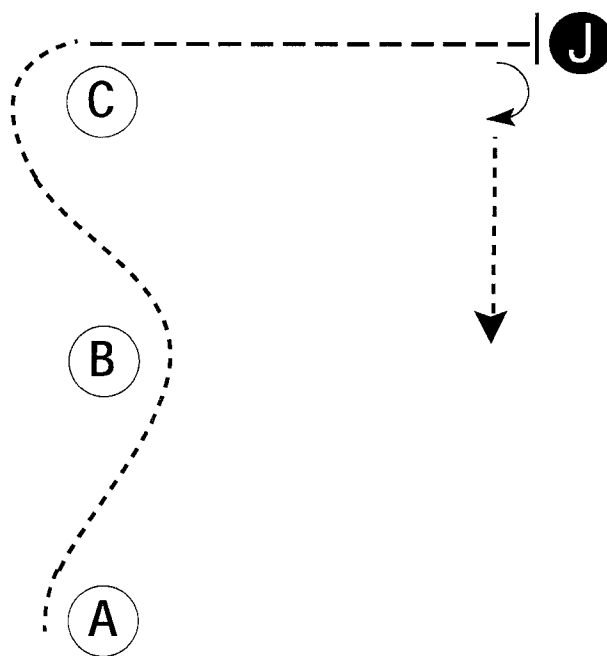
BCYF 2024

Showmanship Jr. Pony (1071, 1072)

Show Date: 08-12-2024

w w w . H o r s e S h o w P a t t e r n s . c o m

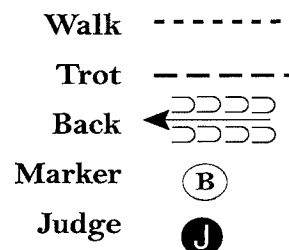
w w w . H o r s e S h o w P a t t e r n s . c o m



Be ready at A.

1. When acknowledged, walk around B and around C.
2. Trot from C to judge.
3. Stop and set up for inspection.
4. When dismissed, perform a 90 degree turn and walk away from judge.

Follow the directions of the ring steward.



[SWT-59]

Pattern Provided by:
Equine Committee

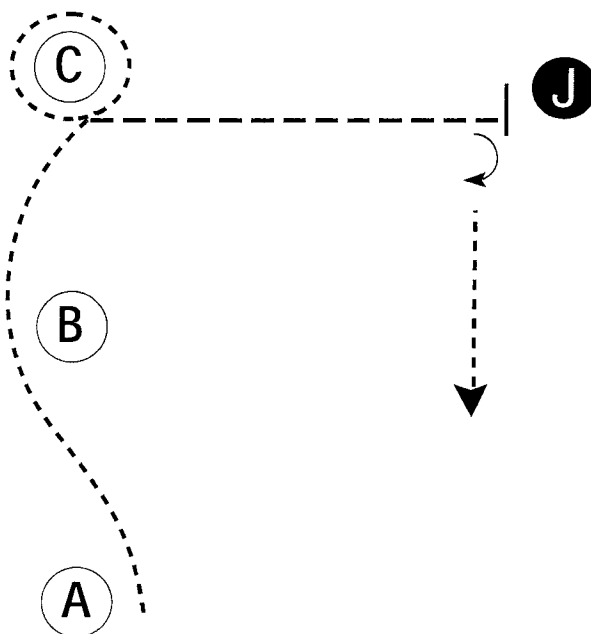
BCYF 2024

Showmanship Jr. Pony (1073, 1074)

Show Date: 08-12-2024

w w w . H o r s e S h o w P a t t e r n s . c o m

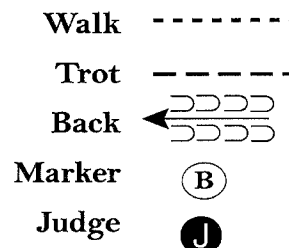
w w w . H o r s e S h o w P a t t e r n s . c o m



Be ready at A.

1. When acknowledged, walk from A, around B and to C.
2. Walk a tight circle around C.
3. Trot to judge.
4. Stop and set up for inspection.
5. When dismissed, perform a 90 degree turn and walk away from judge.

Follow the directions of your ring steward.



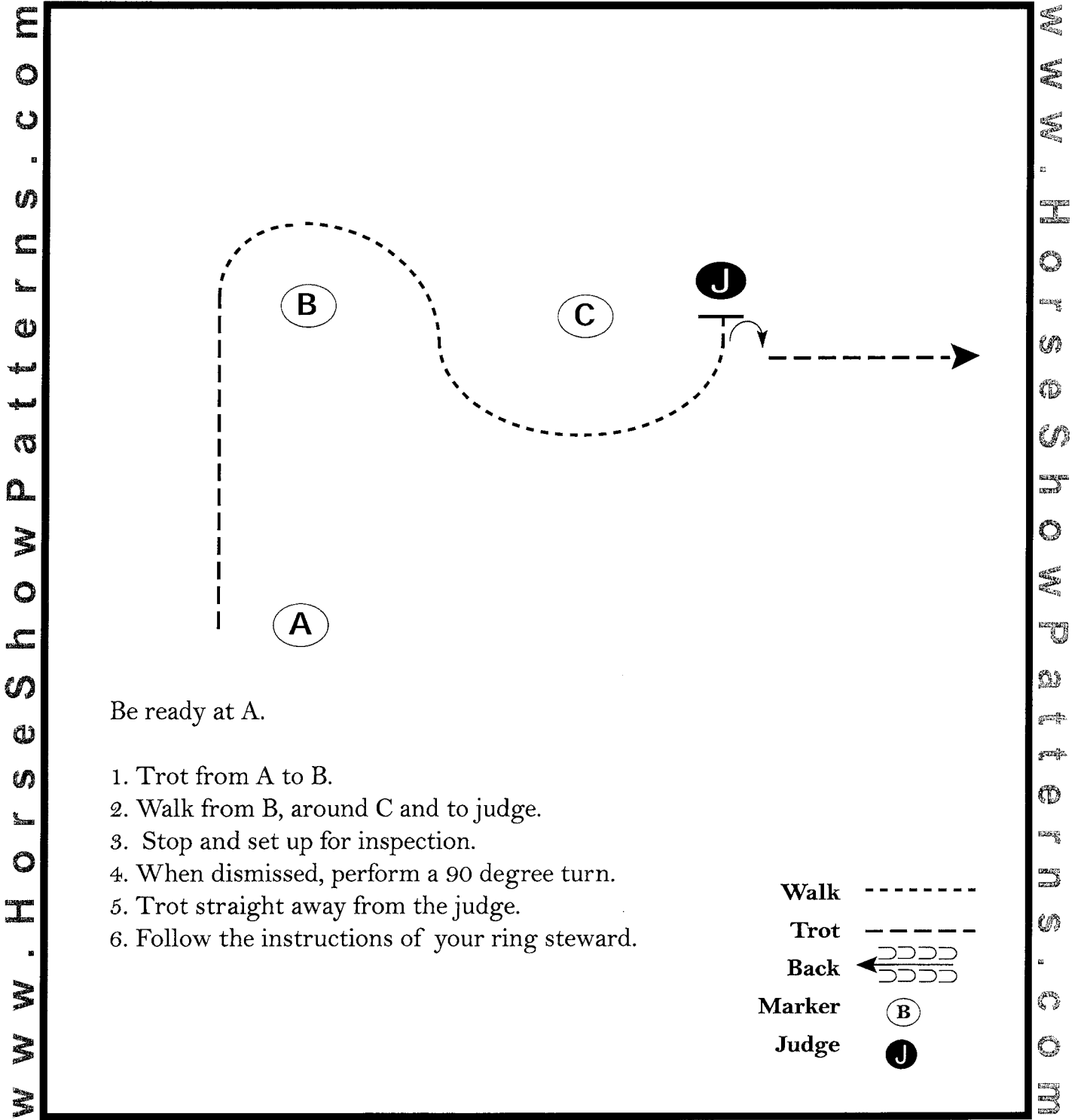
[SWT-58]

Pattern Provided by:
Equine Committee

BCYF 2024

Showmanship Gymkhana/Novice (1050, 1051, 1052, 1075,1076)

Show Date: 08-12-2024



[S/WT-26]

Pattern Provided by:
Equine Committee

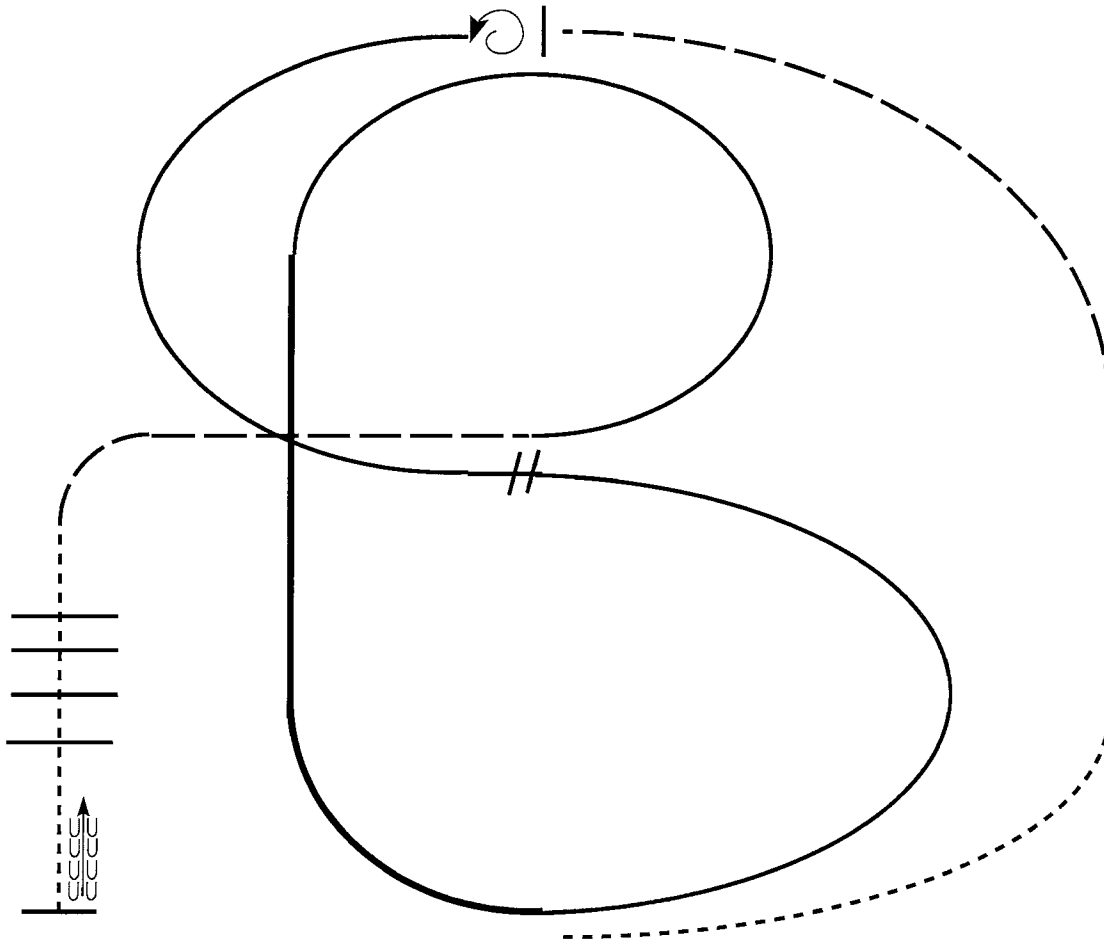
BCYF 2024

Ranchmanship (1086)

Show Date: 08-12-2024

www.HorseShowPatterns.com

www.HorseShowPatterns.com



1. Walk
2. Trot
3. Extend the trot, at the top of the arena, stop
4. 360 degree turn to the left
5. Left lead 1/2 circle, lope to the center
6. Change leads (simple or flying)
7. Right lead 1/2 circle
8. Extended lope up the long side of arena (right lead)
9. Collect back to a lope around the top of the arena and back to center
10. Break down to an extended trot
11. Walk over poles.
12. Stop and back

Walk	-----
Jog	- - - - -
Extended Jog	-----
Lope	=====
Lead Change	////
Back	←=====
Marker	(B)

[RR/1]

Pattern Provided by:
Equine Committee

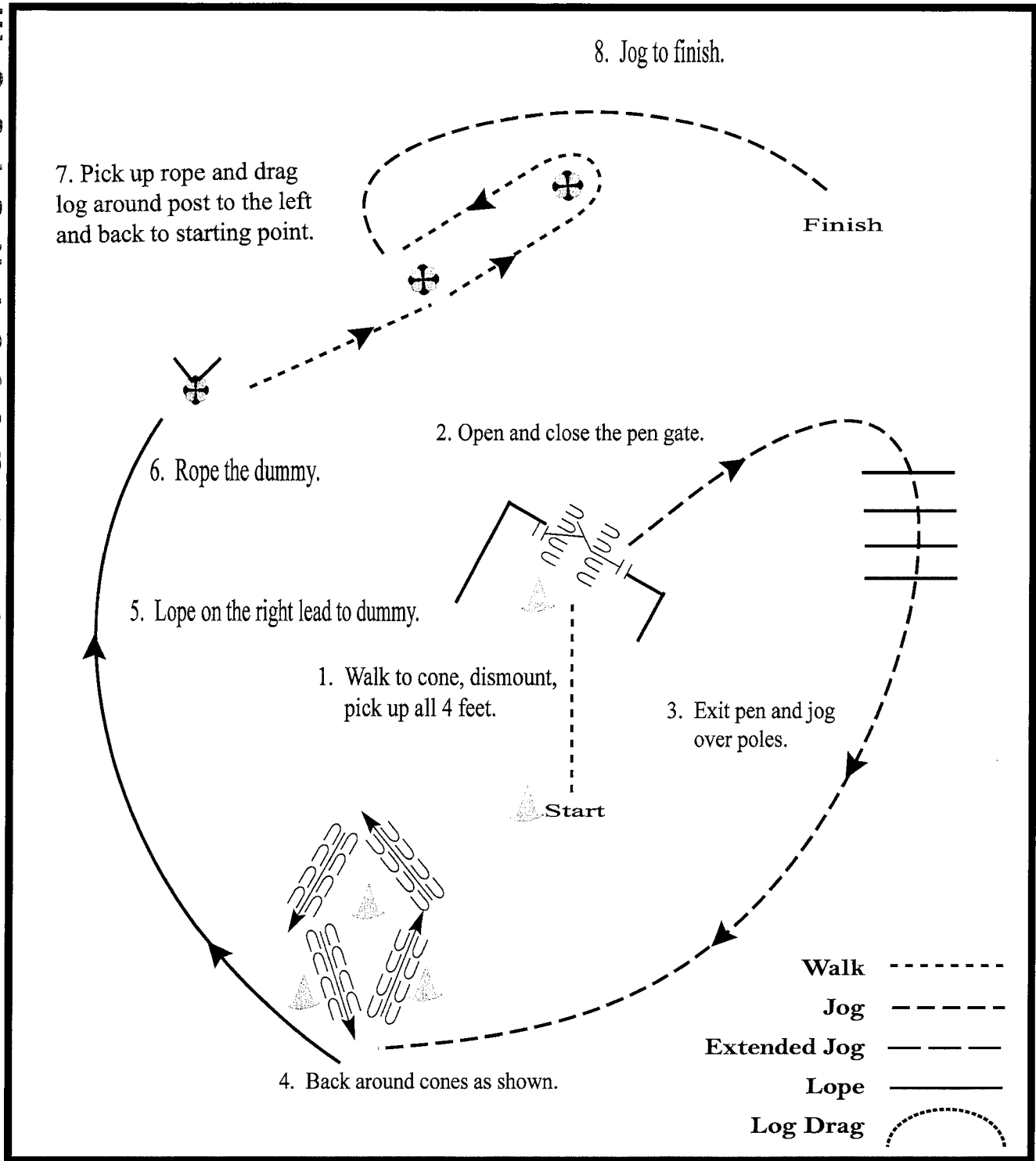
BCYF 2024

Ranch Trail (1087)

Show Date: 08-12-2024

www.HorseShowPatterns.com

www.HorseShowPatterns.com



[RT/2]

Pattern Provided by:
Equine Committee

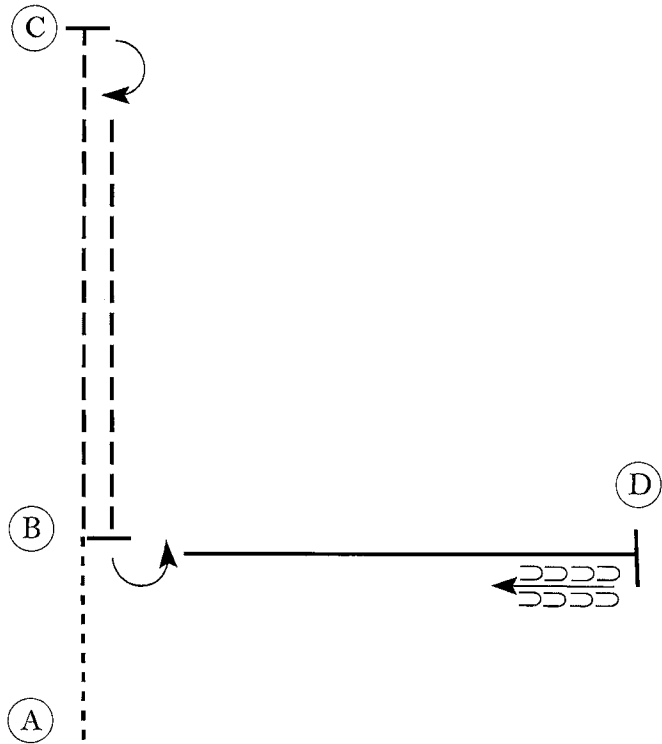
BCYF 2024

Jr Saddle Seat Equitation (1114)

Show Date: 08-12-2024

W W W . H o r s e S h o w P a t t e r n s . c o m

W W W . H o r s e S h o w P a t t e r n s . c o m



Be ready at A.

1. Walk A to B.
2. At B, posting trot on the left diagonal to C.
3. *At C, stop and reverse to the right*
4. Posting trot on the right diagonal to B.
5. *At B, stop and reverse to the left*
6. Canter on the right lead to D.
7. At D stop and back four steps.

Walk	-----
Trot	-----
Extended Trot	-----
Canter	-----
Leg Yield	
Lead Change	↖ ↗
Back	←←←←
Marker	Ⓚ
Sidepass	←---→
Hand Gallop	-----

[SSE/20]

Pattern Provided by:
Equine Committee

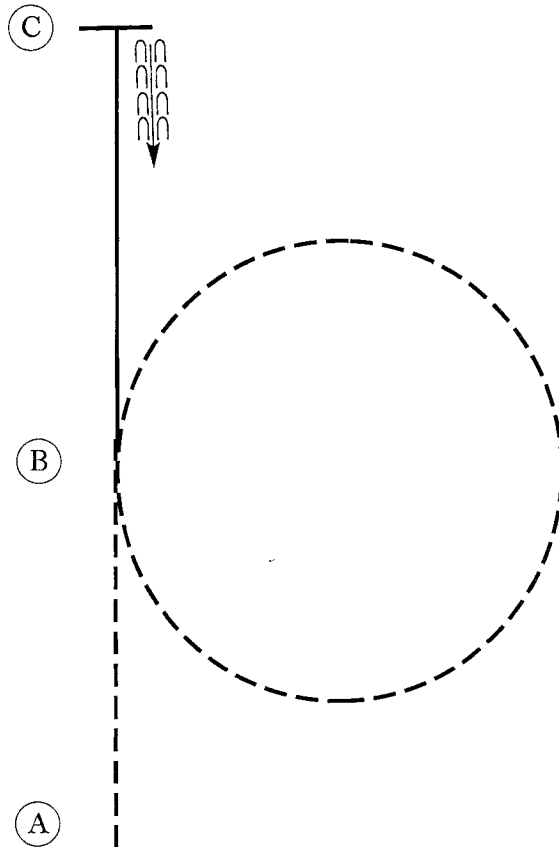
BCYF 2024

Hunt Seat Equitation WTC 6-13 (Pony), 6-11 (Horse) (1130, 1117)

Show Date: 08-12-2024

w w w . H o r s e S h o w P a t t e r n s . c o m

w w w . H o r s e S h o w P a t t e r n s . c o m



Be ready before A.

1. Sitting trot A to B.
2. At B, posting trot circle to the right on proper diagonal.
3. At B, canter on the left lead to C.
4. Stop at C and back approximately one horse length.

Walk	-----
Trot	-----
Extended Trot	-----
Canter	-----
Leg Yield	
Lead Change	///
Back	←←←←
Marker	(B)
Sidepass	←-----←
Hand Gallop	-----

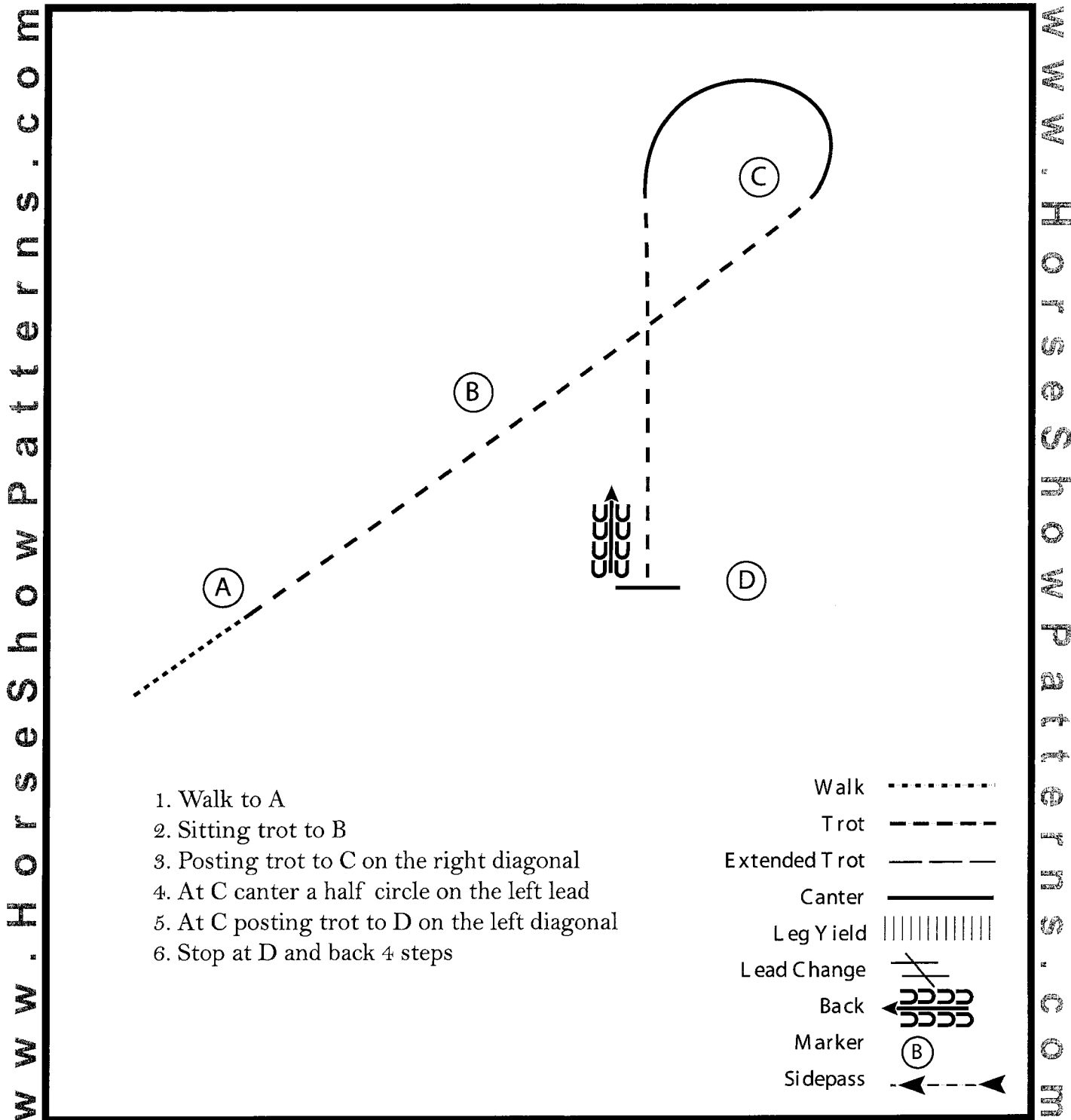
[HSE/1-2]

Pattern Provided by:
Equine Committee

BCYF 2024

Hunt Seat Equitation WTC 12-13, 14-15 (1094, 1118)

Show Date: 08-12-2024



[HSE/2-2]

Pattern Provided by:
Equine Committee

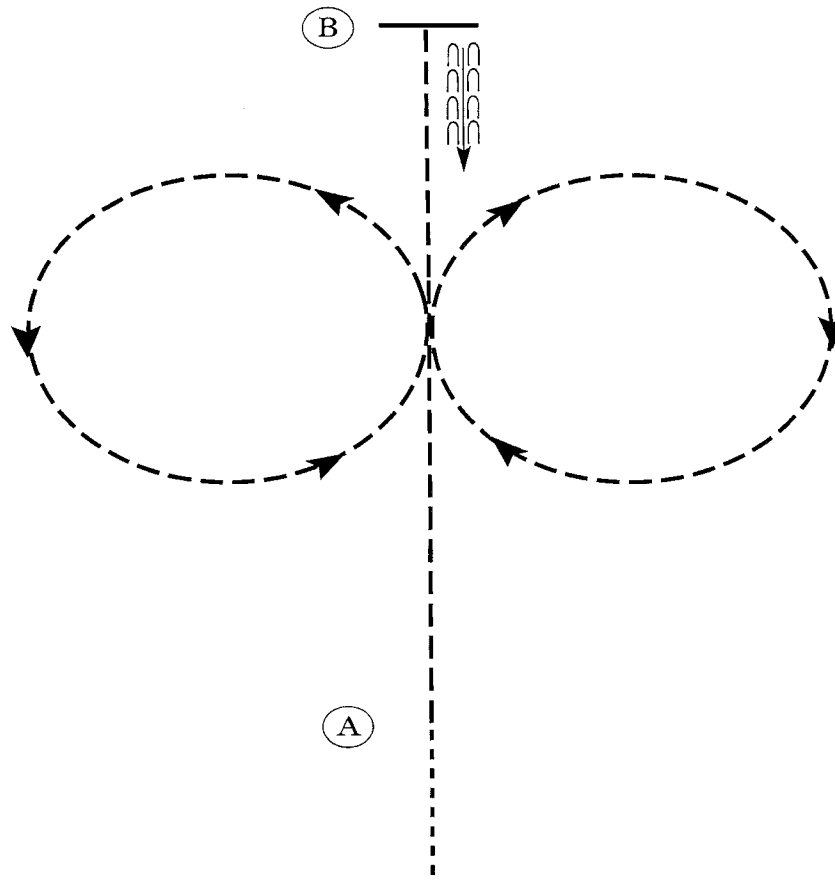
BCYF 2024

Hunt Seat Equitation W/T 5-9, 10-13, 14-20 (1128, 1097, 1119, 1133)

Show Date: 08-12-2024

w w w . H o r s e S h o w P a t t e r n s . c o m

w w w . H o r s e S h o w P a t t e r n s . c o m



1. Walk to A.
2. At A sitting trot towards B.
3. When halfway to B posting trot circle to the right followed by a posting trot circle to the left.
4. Continue the posting trot to B.
5. At B stop and back approximately one horse length.

Walk	-----
Trot	- - - - -
Extended Trot	— — — —
Canter	—————
Leg Yield	
Lead Change	↗ ↘
Back	←←←←← ←←←←←
Marker	⊙
Sidepass	← — — — — →
Hand Gallop	—————

[HSE/WT-4]

Pattern Provided by:
Equine Committee

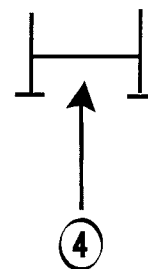
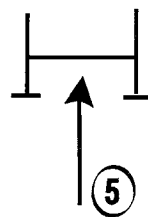
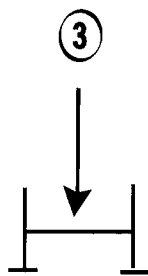
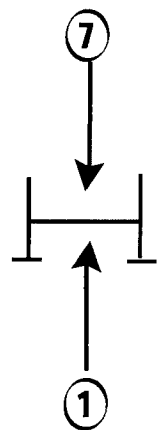
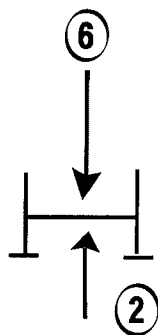
BCYF 2024

In Hand Jumping (1139)

Show Date: 08-12-2024

www.HorseShowPatterns.com

www.HorseShowPatterns.com



[MHP/H-7]

Pattern Provided by:
Equine Committee

BCYF 2024

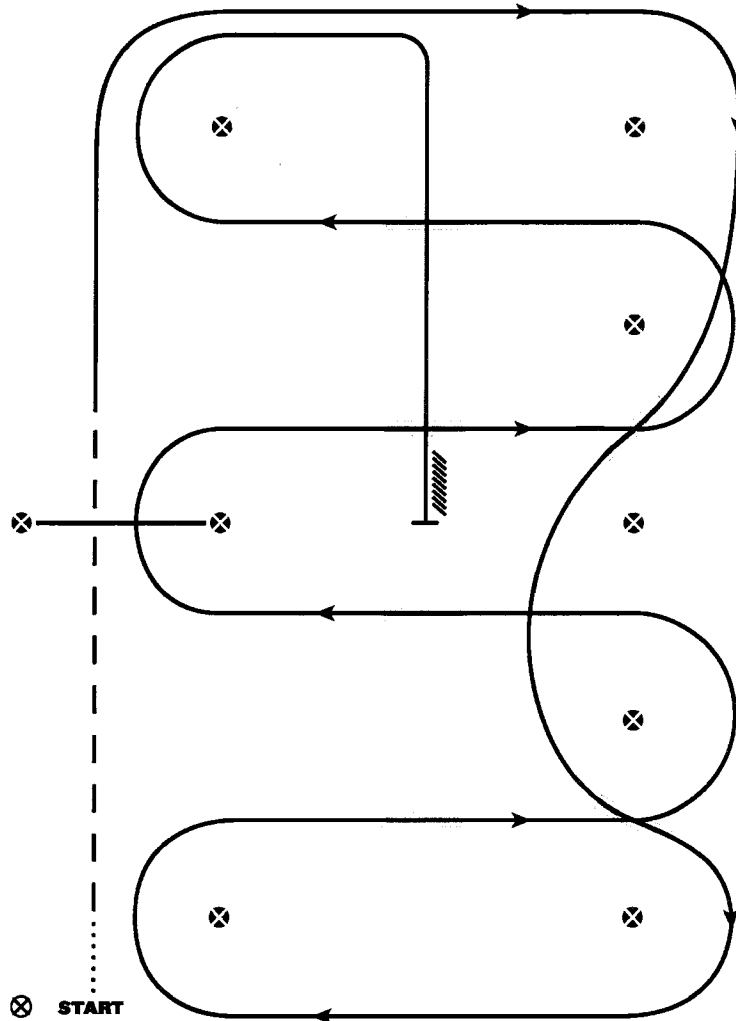
Green Western Riding (1196)

Show Date: 08-12-2024

www.HorseShowPatterns.com

www.HorseShowPatterns.com

LEVEL I WESTERN RIDING PATTERN 6



LEGEND	
.....	Walk
- - - -	Jog
————	Lope
////	Back
▨	Lead Changing Area

1. Walk at least 15 feet from start cone to the first marker, transition to jog, jog over log.
2. Transition to the lope right lead & lope around end
3. First line change
4. Second line change, lope around the end of arena
5. First crossing change
6. Second crossing change
7. Lope over log
8. Third crossing change
9. Fourth crossing change
10. Lope up the center, stop & back

Revised 06-07-2021

[WR/GP-6]

Pattern Provided by:
Equine Committee

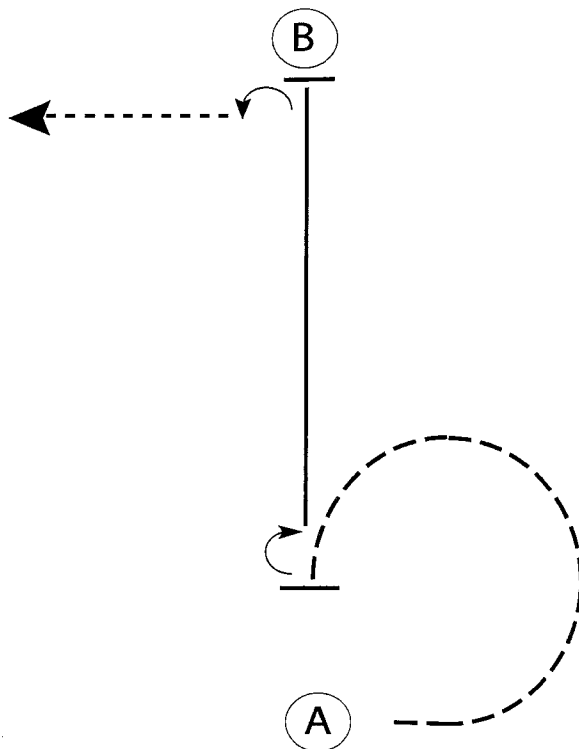
BCYF 2024

Jr. Horsemanship WTC (1200,1201,1206)

Show Date: 08-12-2024

w w w . H o r s e S h o w P a t t e r n s . c o m

w w w . H o r s e S h o w P a t t e r n s . c o m



Be ready with your horse's tail to A.

1. Jog a 3/4 circle back toward A.
2. Stop and perform a 180 degree turn to the right.
3. Lope on the left lead to B.
4. Stop and perform a 90 degree turn to the left and walk off.

Follow the instructions of your ring steward.

Walk	-----
Jog	-----
Extended Jog	-----
Lope	-----
Lead Change	
Back	
Marker	(B)

[WH/1-82]

Pattern Provided by:
Equine Committee

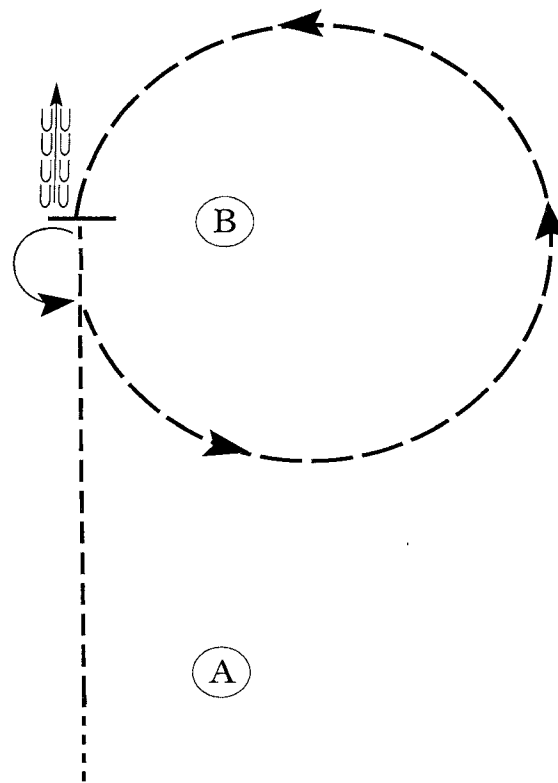
BCYF 2024

Jr. Western Horsemanship W/T (1202,1207,1211)

Show Date: 08-12-2024

www.HorseShowPatterns.com

www.HorseShowPatterns.com



Be ready before A.

1. Walk to A.
2. Jog to B. Stop and turn 180 degrees left.
3. Perform an extended jog circle to the left.
4. Stop at B and back approximately one horse length.

Follow the instructions of your ring steward.

Walk	-----
Jog	- - - - -
Extended Jog	— — — —
Lope	—————
Leg Yield	
Lead Change	— / —
Back	← ← ← ← ←
Marker	⊙ B
Sidepass	← — — — — ←

[WH/WT-37]

Pattern Provided by:
Equine Committee

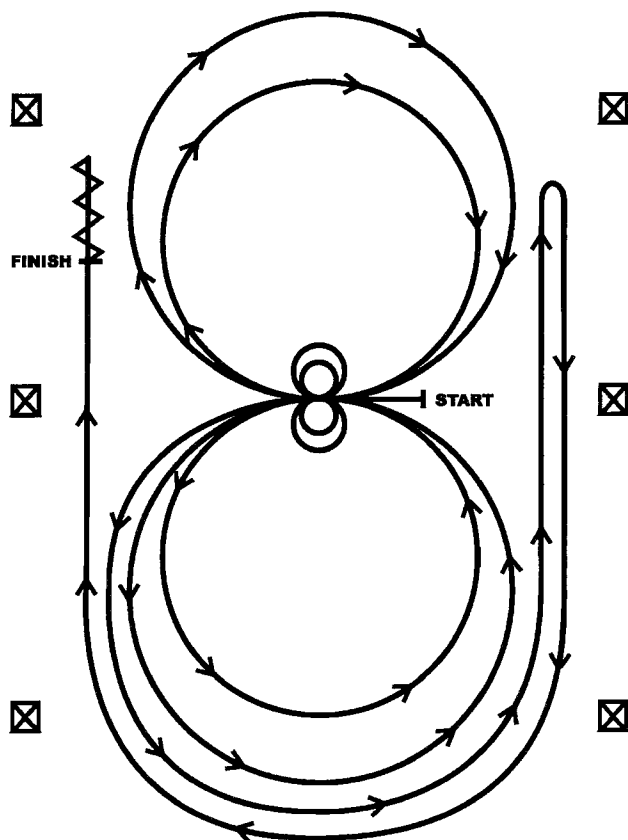
BCYF 2024

Reining (1223, 1224)

Show Date: 08-12-2024

REINING PATTERN A

Approved only for Level I Youth & Amateur, Youth 13 & Under



Horses may walk or jog to the center of the arena. Horses must walk or stop prior to starting the pattern. Beginning at the center of the arena facing the left wall or fence.

1. Beginning on the left lead, complete two circles to the left. Stop at the center of the arena. Hesitate.
2. Complete two spins to the left. Hesitate.
3. Beginning on the right lead complete two circles to the right. Stop at the center of the arena. Hesitate.
4. Complete two spins to the right. Hesitate.
5. Beginning on the left lead, go around the end of the arena, run down the right side of the arena past center marker, stop and roll back right.
6. Continue around the end of the arena to run down the left side of the arena past the center marker. Stop. Back up. Hesitate to demonstrate completion of the pattern. See the Judges' Guide for a summary of other allowances made in the Handbook.

[R/AQHAP-A]

Pattern Provided by:
Equine Committee

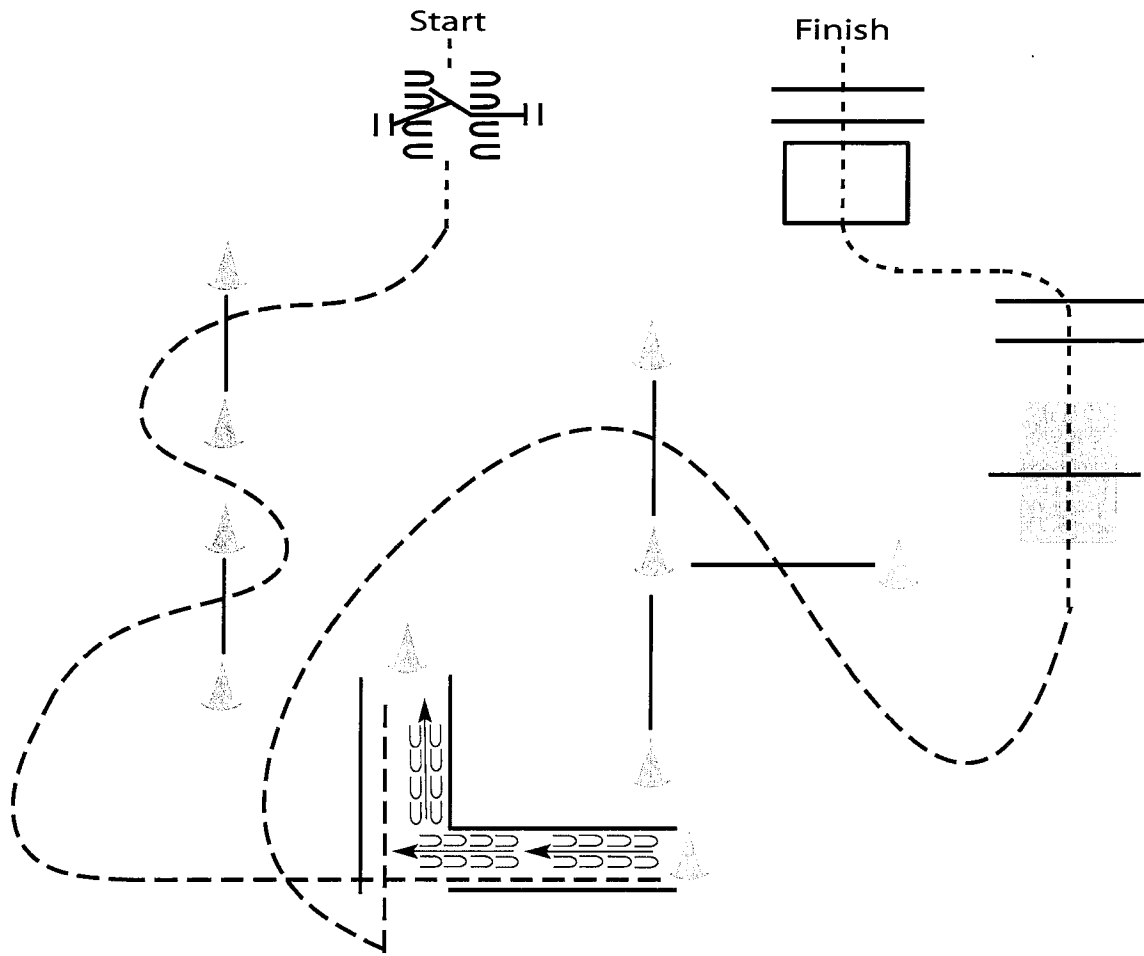
BCYF 2024

In hand Trail (1230, 1231, 1242, 1243)

Show Date: 08-12-2024

www.HorseShowPatterns.com

www.HorseShowPatterns.com



1. Walk to and work gate with right hand.
2. Jog through cones, over poles and into chute.
3. Back the L.
4. Jog out of chute, over poles and to bridge.
5. Walk over bridge and poles to box.
6. Walk through box and over elevated poles to finish.

Walk	-----
Jog	- - - - -
Extended Jog	-----
Lope	—————
Leg Yield	
Lead Change	—/—
Back	←←←←←
Marker	(B)
Sidepass	←-----←

[T/WT-48]

Pattern Provided by:
Equine Committee

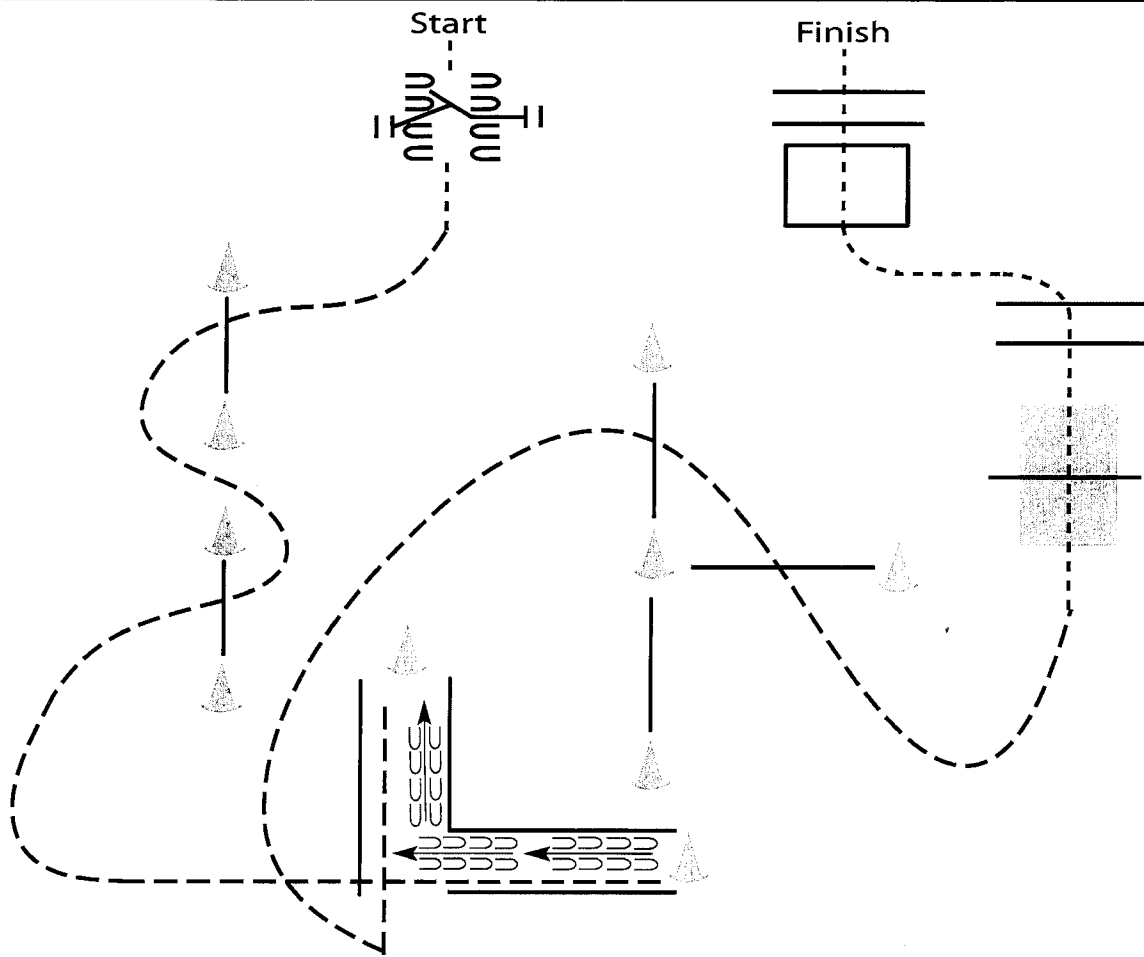
BCYF 2024

Trail Walk Trot (1234, 1244, 1245, 1246)

Show Date: 08-12-2024

www.HorseShowPatterns.com

www.HorseShowPatterns.com



1. Walk to and work gate with right hand.
2. Jog through cones, over poles and into chute.
3. Back the L.
4. Jog out of chute, over poles and to bridge.
5. Walk over bridge and poles to box.
6. Walk through box and over elevated poles to finish.

Walk	-----
Jog	-----
Extended Jog	-----
Lope	-----
Leg Yield	
Lead Change	—/—
Back	←←←←←
Marker	(B)
Sidepass	←-----→

[T/WT-48]

Pattern Provided by:
Equine Committee

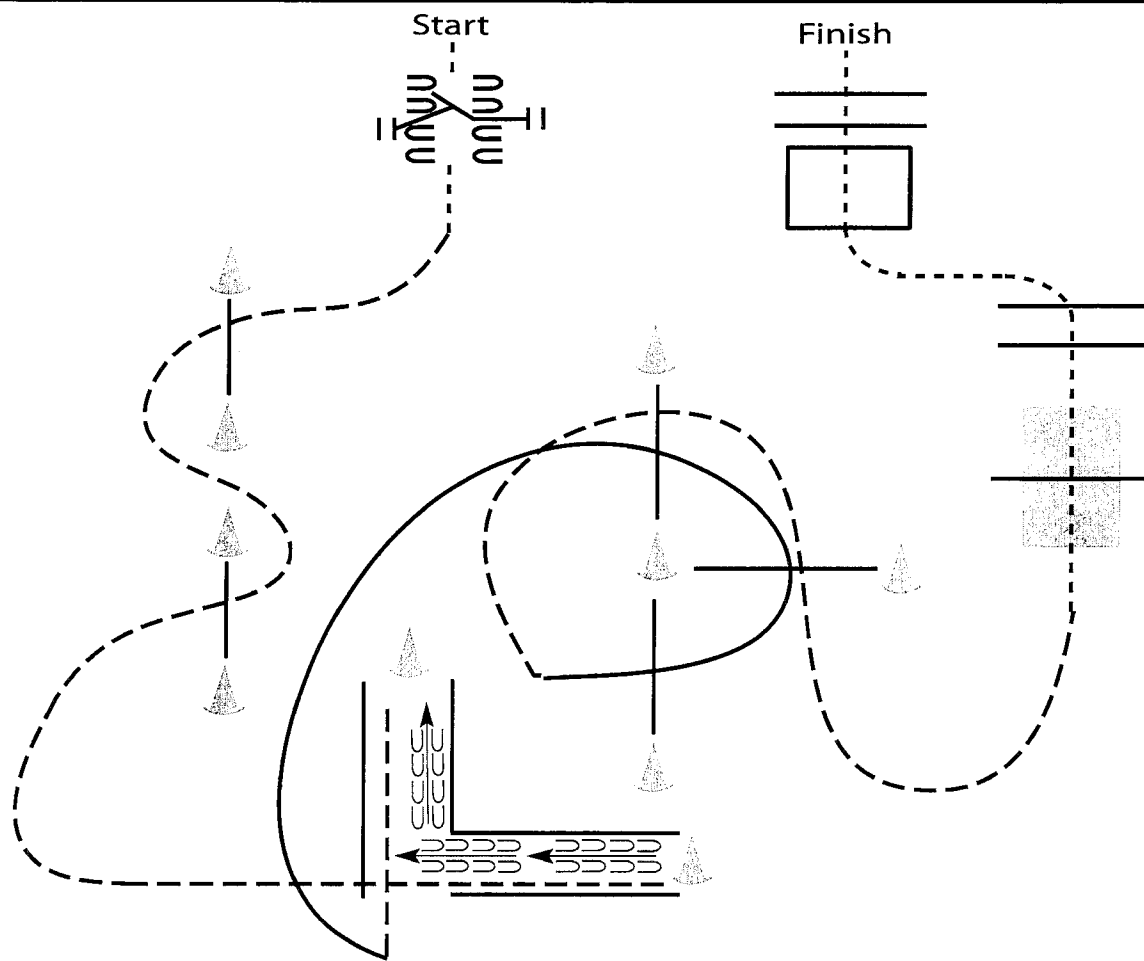
BCYF 2024

Jr. Trail (1247, 1248, 1249)

Show Date: 08-12-2024

www.HorseShowPatterns.com

www.HorseShowPatterns.com




1. Walk to and work gate with right hand.
2. Jog through cones, over poles and into chute.
3. Back the L.
4. Jog out of chute. Lope over poles on the right lead as shown.
5. Break to a jog and jog over poles and to bridge.
6. Walk over bridge and poles to box.
7. Walk through box and over elevated poles to finish.

Walk	-----
Jog	- - - - -
Extended Jog	-----
Lope	=====
Leg Yield	
Lead Change	— / —
Back	←←←←←
Marker	Ⓚ
Sidepass	←←←←←




[T/1-48]

Pattern Provided by:
Equine Committee


1175
1154
1165
1171



2



5




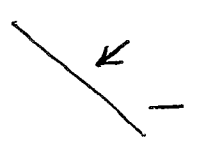

IN

1144

1155

1166

1172




58



21

1146

Medal



46






58

#1150

1160

#/0: 1-5-6-7



N1