

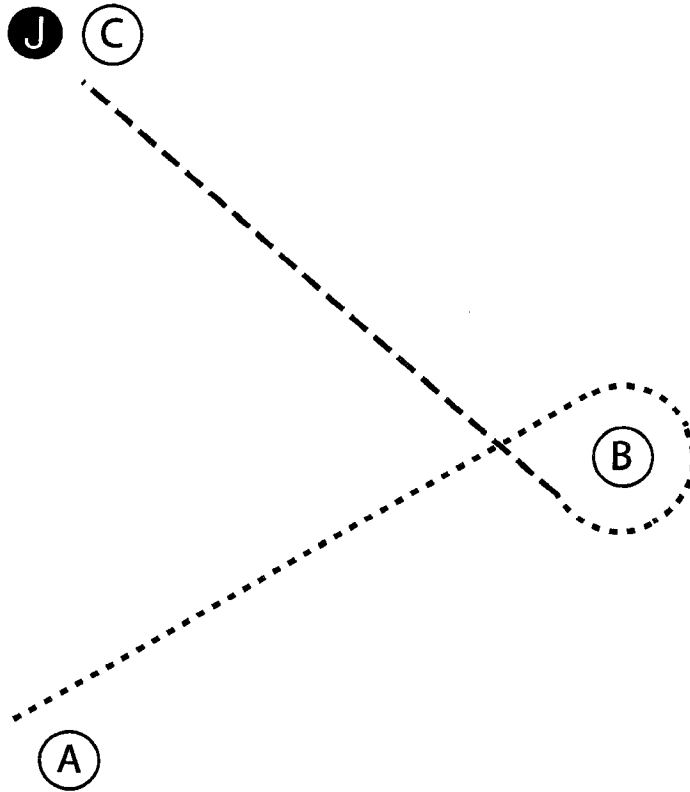
BCYF 2024

Saddle Seat Showmanship (1043, 1064)

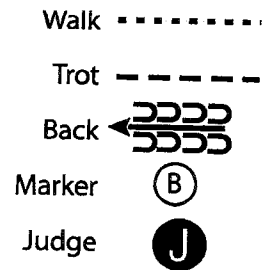
Show Date: 08-12-2024

W W W . H O R S E S H O W P A T T E R N S . C O M

W W W . H O R S E S H O W P A T T E R N S . C O M



1. Walk from A to B.
2. Walk around B.
3. Trot to C, stop and set up for inspection.
4. When dismissed follow instructions of ring steward.



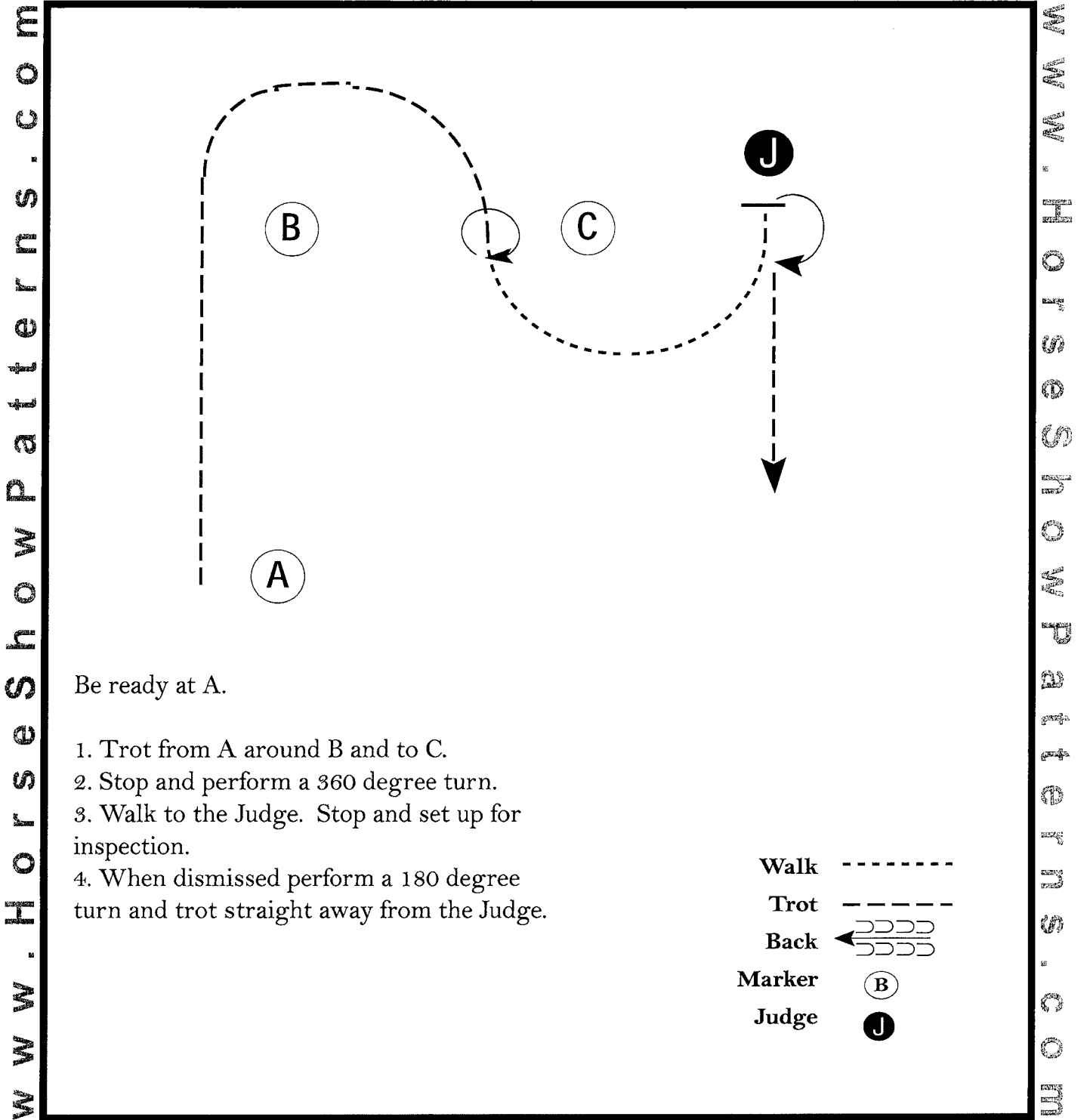
[S/1-5]

Pattern Provided by:
Equine Committee

BCYF 2024

Showmanship Sr. Hunt Type (1045, 1046)

Show Date: 08-12-2024



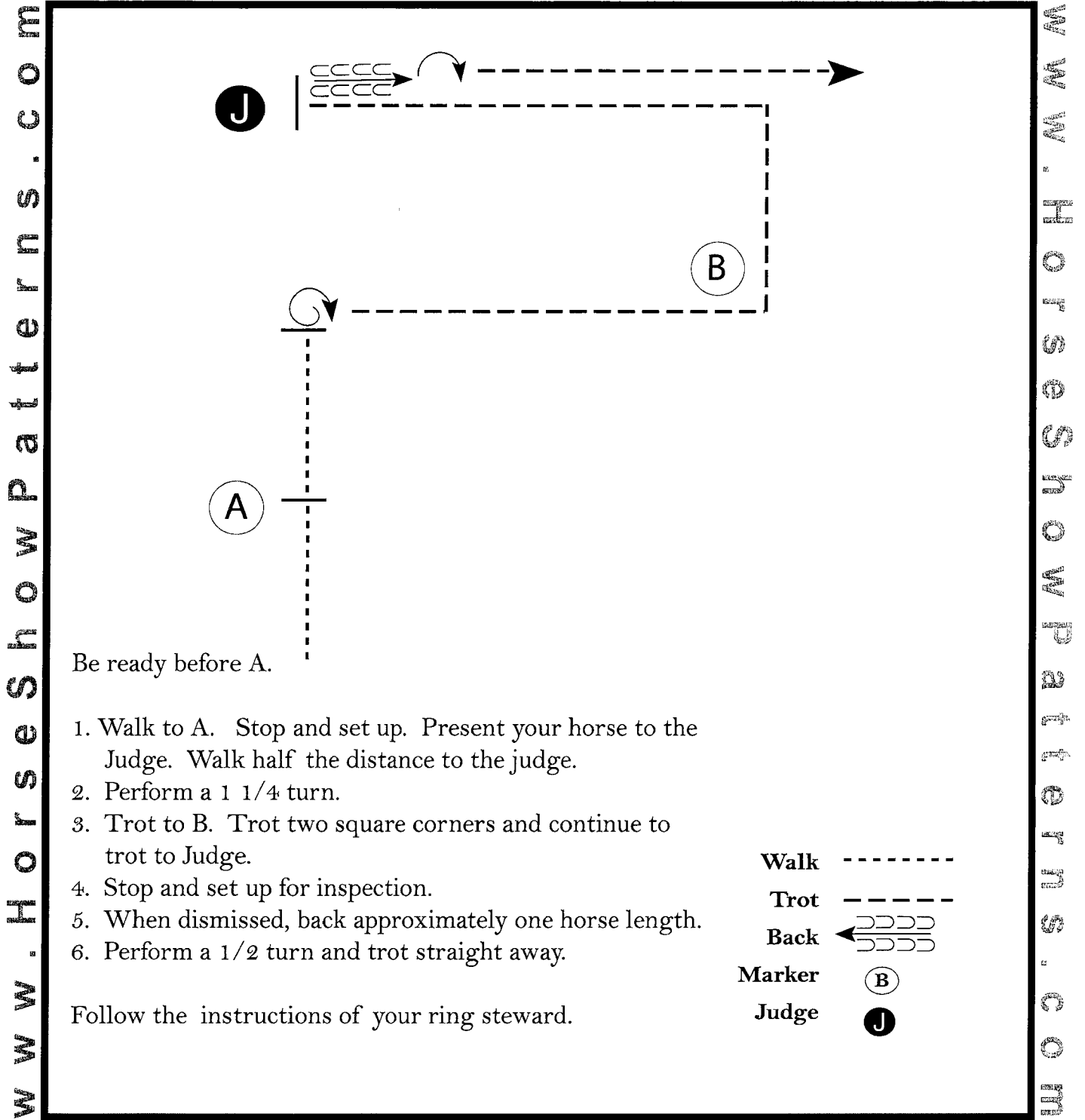
[S/2-35]

Pattern Provided by:
Equine Committee

BCYF 2024

Showmanship Sr. Western (1047, 1048, 1049)

Show Date: 08-12-2024



Be ready before A.

1. Walk to A. Stop and set up. Present your horse to the Judge. Walk half the distance to the judge.
2. Perform a 1 1/4 turn.
3. Trot to B. Trot two square corners and continue to trot to Judge.
4. Stop and set up for inspection.
5. When dismissed, back approximately one horse length.
6. Perform a 1/2 turn and trot straight away.

Follow the instructions of your ring steward.

Walk	-----
Trot	----->
Back	<-----
Marker	Ⓚ
Judge	Ⓝ

[S/2-81]

Pattern Provided by:
Equine Committee

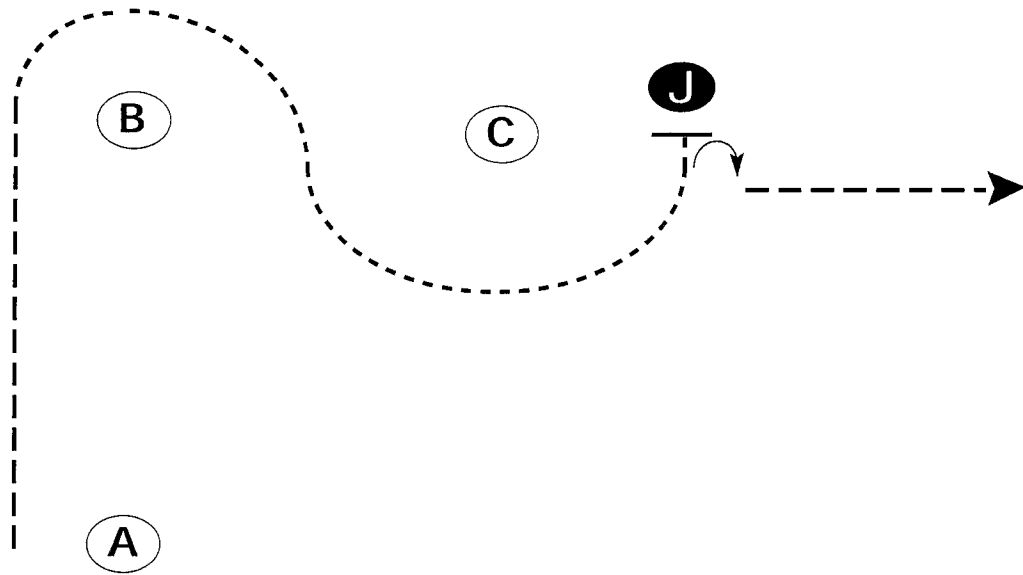
BCYF 2024

Showmanship Gymkhana/Novice (1050, 1051, 1052, 1075, 1076)

Show Date: 08-12-2024

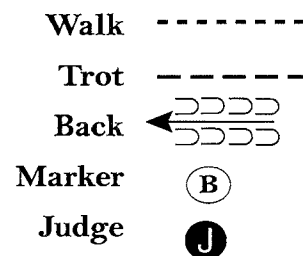
www.HorseShowPatterns.com

www.HorseShowPatterns.com



Be ready at A.

1. Trot from A to B.
2. Walk from B, around C and to judge.
3. Stop and set up for inspection.
4. When dismissed, perform a 90 degree turn.
5. Trot straight away from the judge.
6. Follow the instructions of your ring steward.



[S/WT-26]

Pattern Provided by:
Equine Committee

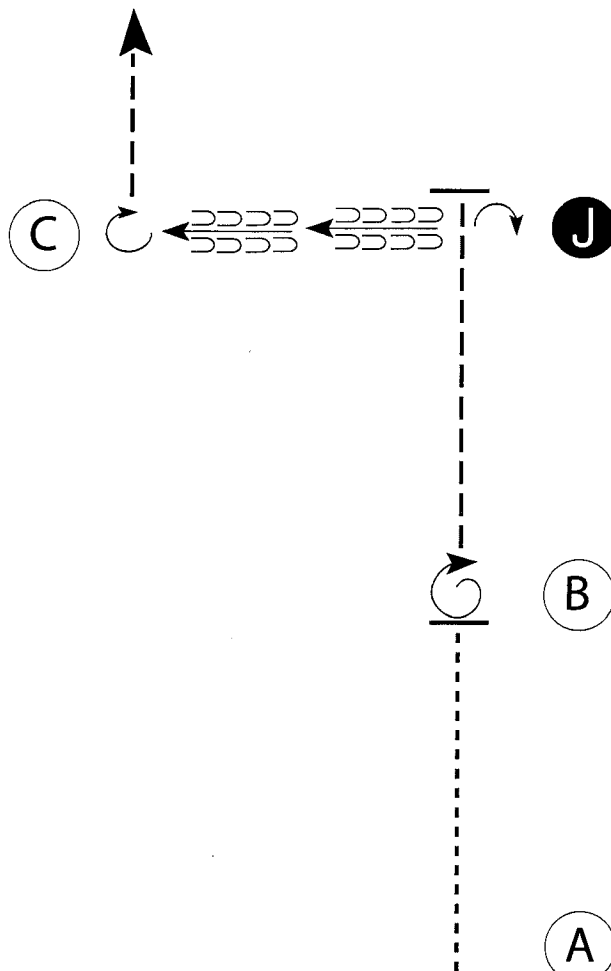
BCYF 2024

Showmanship Ranch (1053)

Show Date: 08-12-2024

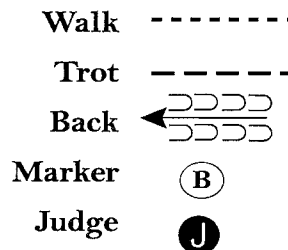
www.HorseShowPatterns.com

www.HorseShowPatterns.com



Be ready at A.

1. Walk A to B.
2. Stop at B and perform a 360 degree turn.
3. Trot until even with Judge.
4. Stop and perform a 90 degree turn; set up for inspection.
5. When dismissed, back to C.
6. Perform a 270 degree turn and trot straight away.



Follow the instructions of your ring steward.

[S/2-4]

Pattern Provided by:
Equine Committee

BCYF 2024

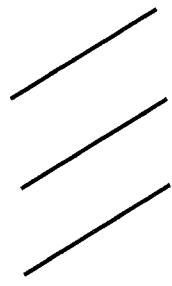
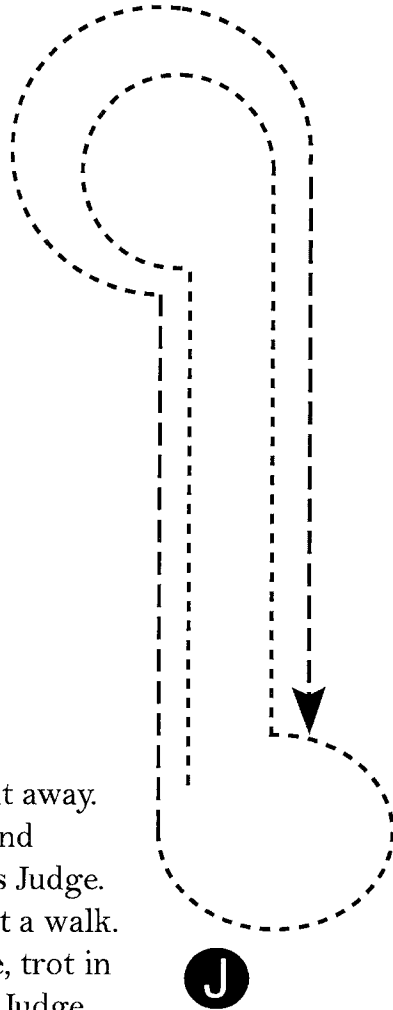
Draft Showmanship (1054)

Show Date: 08-12-2024

www.HorseShowPatterns.com

www.HorseShowPatterns.com

1. From Judge, walk straight away. Walk a "golf club" loop and continue walking towards Judge.
2. Make a "golf club" loop at a walk. When lined up with Judge, trot in a straight line away from Judge.
3. Walk a "golf club" loop and trot the remainder of the way back to Judge. Set up for inspection (may turn horse 45 degrees either direction).
4. When dismissed, trot away from Judge.



- Walk - - - - -
- Trot - - - - -
- Back ← - - - - -
- Marker (B)
- Judge (J)

[DP/S-1]

Pattern Provided by:
Equine Committee

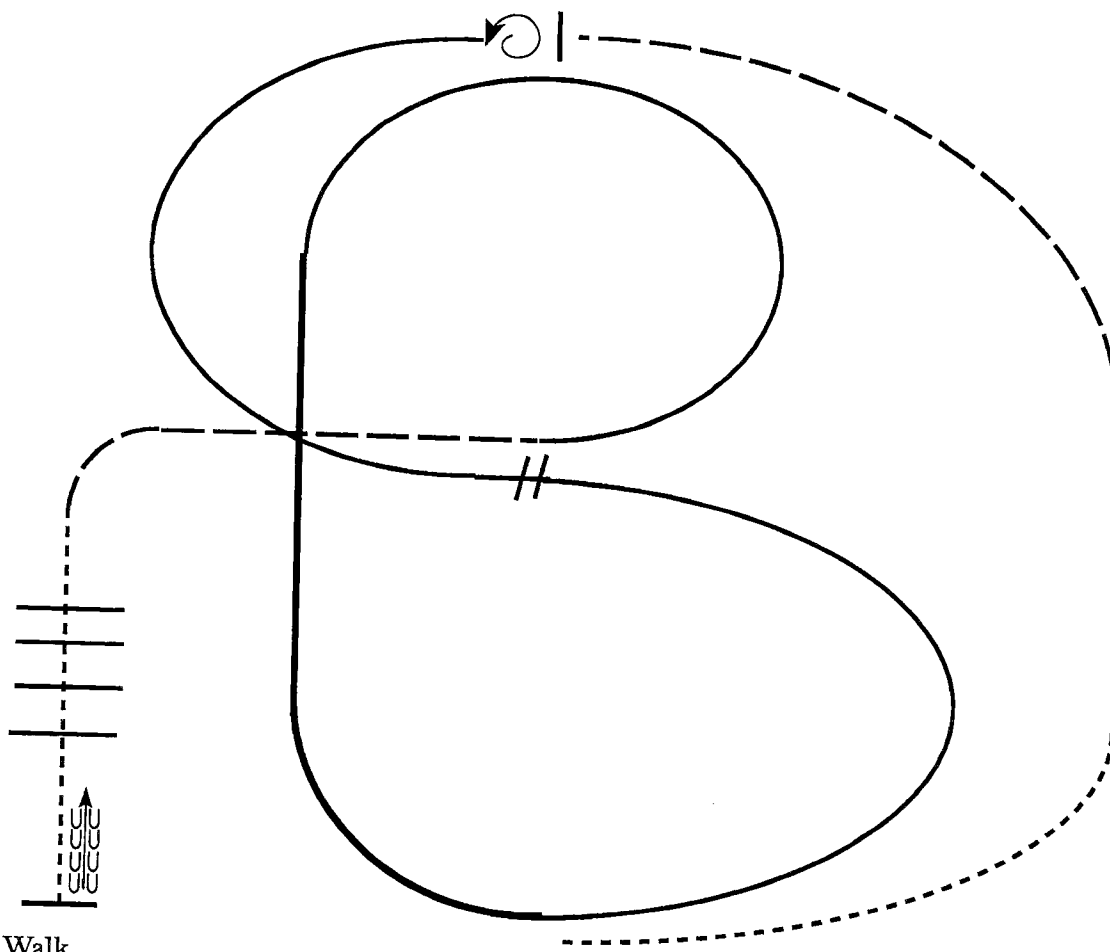
BCYF 2024

Ranchmanship (1086)

Show Date: 08-12-2024

www.HorseShowPatterns.com

www.HorseShowPatterns.com



1. Walk
2. Trot
3. Extend the trot, at the top of the arena, stop
4. 360 degree turn to the left
5. Left lead 1/2 circle, lope to the center
6. Change leads (simple or flying)
7. Right lead 1/2 circle
8. Extended lope up the long side of arena (right lead)
9. Collect back to a lope around the top of the arena and back to center
10. Break down to an extended trot
11. Walk over poles.
12. Stop and back

Walk	-----
Jog	-----
Extended Jog	-----
Lope	-----
Lead Change	////
Back	←←←←
Marker	(B)

Pattern Provided by:

Equine Committee

[RR/1]

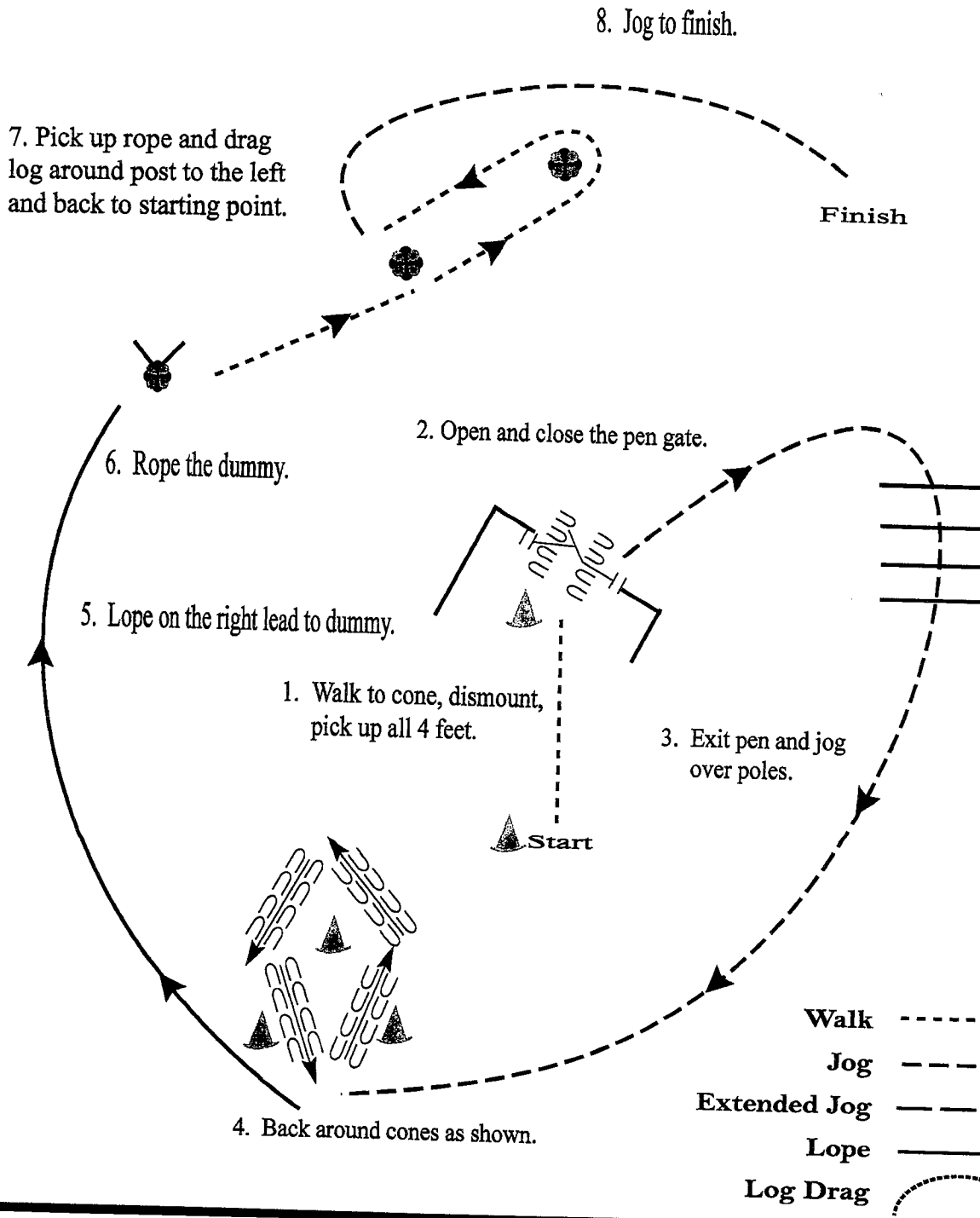
BCYF 2024

Ranch Trail (1087)

Show Date: 08-12-2024

www.HorseShowPatterns.com

www.HorseShowPatterns.com



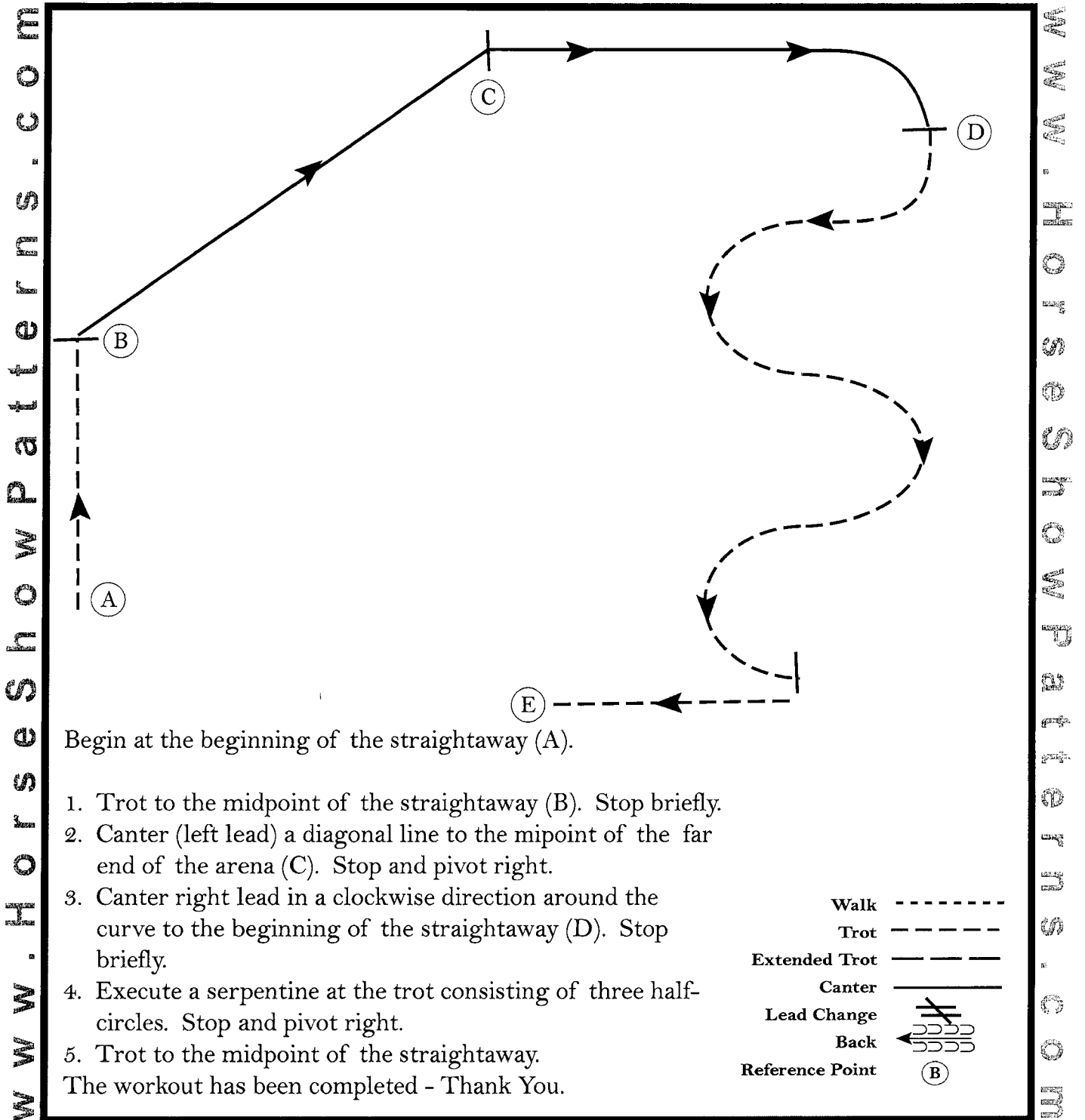
[RT/2]

Pattern Provided by:
Equine Committee

BCYF 2024

Sr Saddle Seat Equitation (1090)

Show Date: 08-12-2024



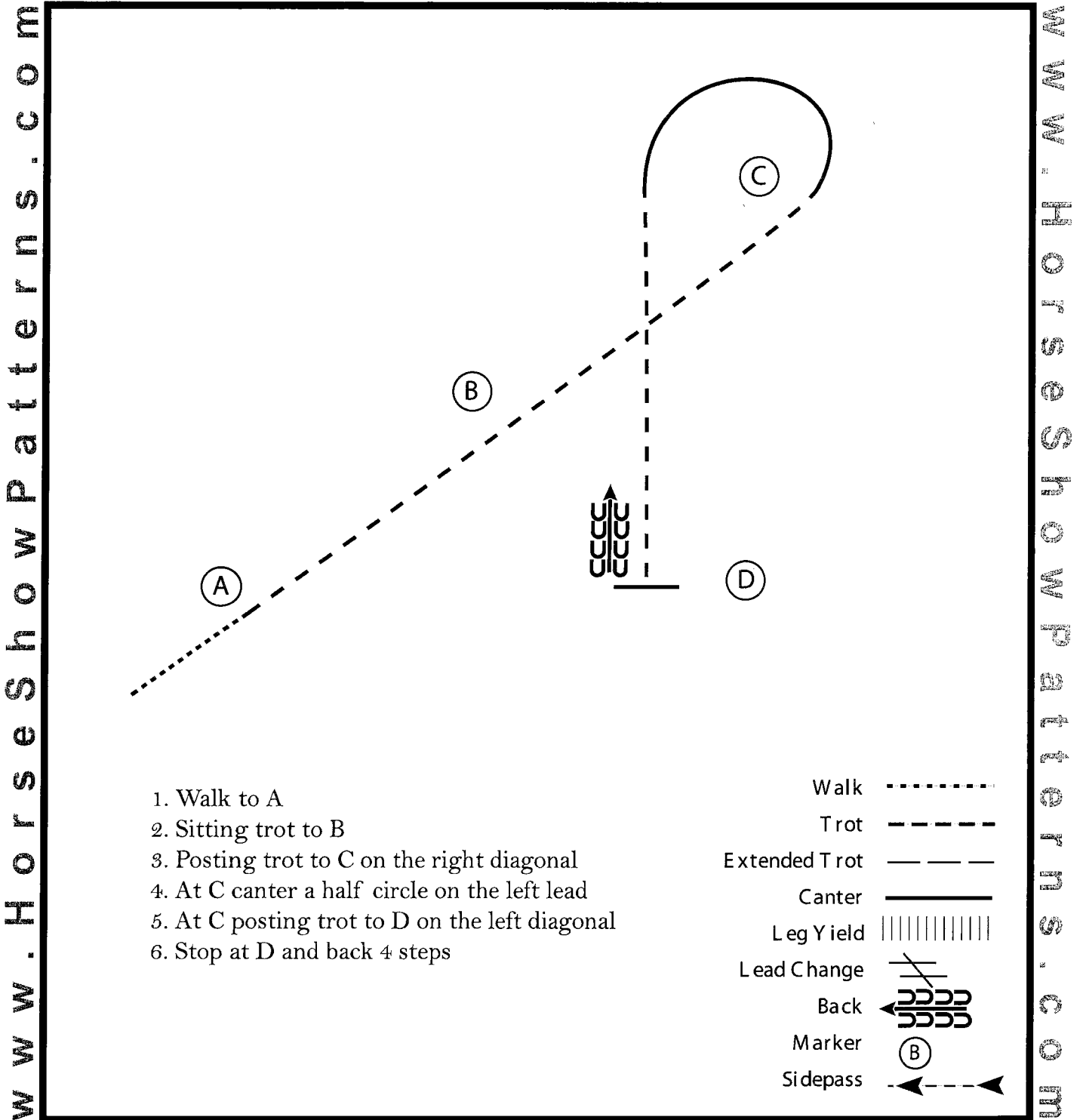
[SSE/12]

Pattern Provided by:
Equine Committee

BCYF 2024

Hunt Seat Equitation WTC 12-13, 14-15 (1094, 1118)

Show Date: 08-12-2024



1. Walk to A
2. Sitting trot to B
3. Posting trot to C on the right diagonal
4. At C canter a half circle on the left lead
5. At C posting trot to D on the left diagonal
6. Stop at D and back 4 steps

- Walk
- Trot
- Extended Trot
- Canter
- Leg Yield
- Lead Change
- Back
- Marker
- Sidepass

[HSE/2-2]

Pattern Provided by:
Equine Committee

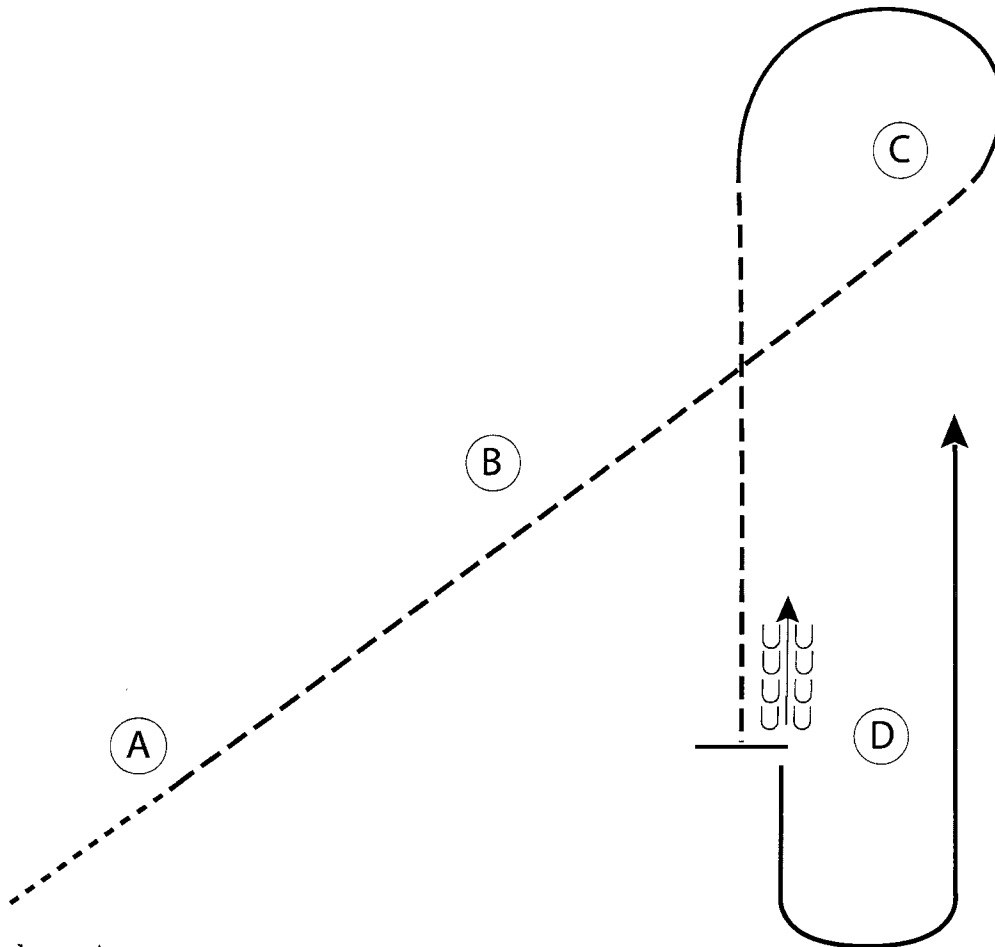
BCYF 2024

Hunt Seat Equitation WTC 16-17, 18-20 (1095, 1096)

Show Date: 08-12-2024

www.HorseShowPatterns.com

www.HorseShowPatterns.com



Be ready at A.

1. Walk to A.
2. Sitting trot to B.
3. Posting trot on the right diagonal from B to C.
4. At C, counter canter a half circle on the right lead and circle back around to C.
5. At C, drop to a posting trot on the left diagonal to D.
6. Stop at D and back 3 steps
7. Canter left lead to exit.

Walk	-----
Trot	- - - - -
Extended Trot	-----
Canter	=====
Leg Yield	
Lead Change	—/—
Back	←←←←←
Marker	⊙
Sidepass	←- - - -←
Hand Gallop	=====

[HSE/3-1]

Pattern Provided by:
Equine Committee

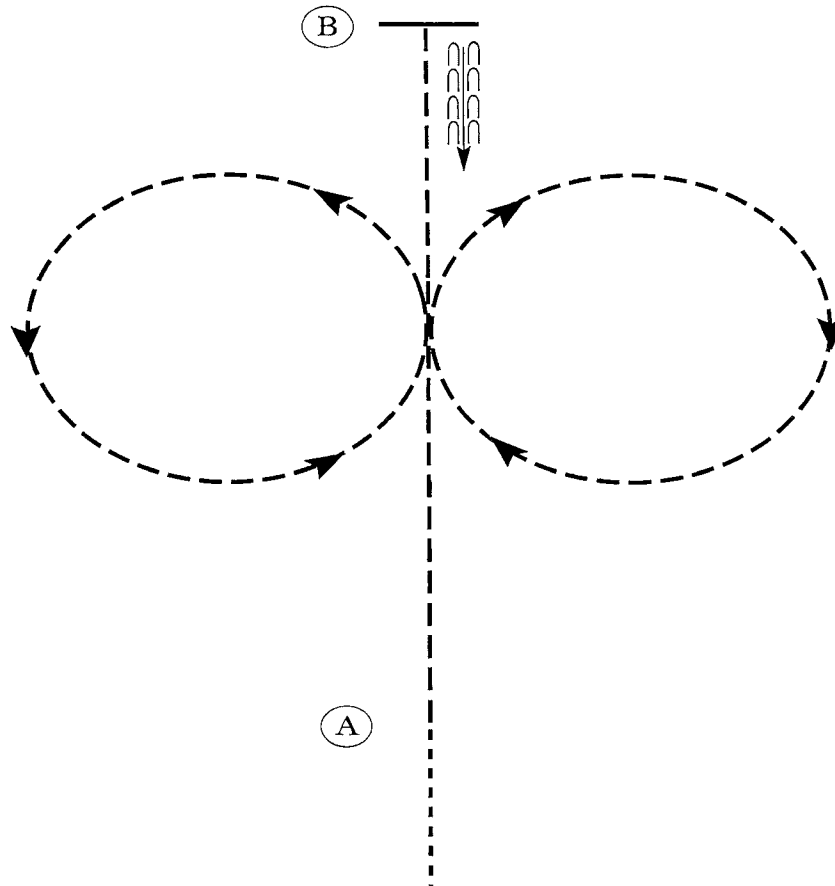
BCYF 2024

Hunt Seat Equitation W/T 5-9, 10-13, 14-20 (1128, 1097, 1119, 1133)

Show Date: 08-12-2024

w w w . H o r s e S h o w P a t t e r n s . c o m

w w w . H o r s e S h o w P a t t e r n s . c o m



1. Walk to A.
2. At A sitting trot towards B.
3. When halfway to B posting trot circle to the right followed by a posting trot circle to the left.
4. Continue the posting trot to B.
5. At B stop and back approximately one horse length.

Walk	-----
Trot	- - - - -
Extended Trot	— — — — —
Canter	—————
Leg Yield	
Lead Change	↘ ↙
Back	← u u u u
Marker	Ⓚ
Sidepass	← - - - - →
Hand Gallop	—————

[HSE/WT-4]

Pattern Provided by:
Equine Committee

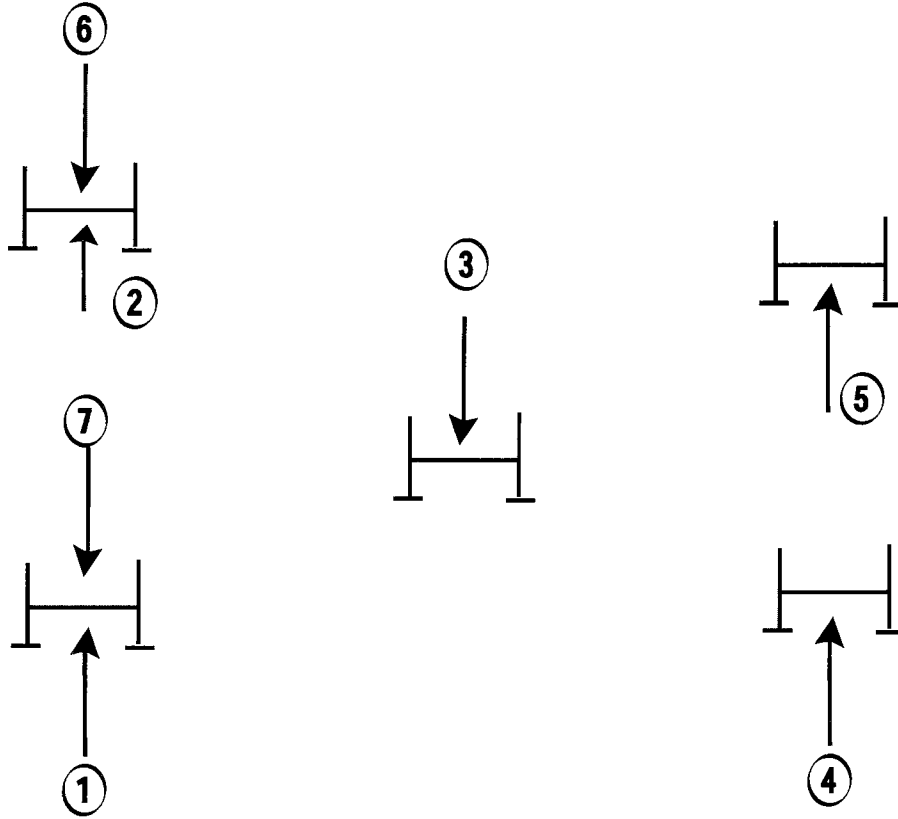
BCYF 2024

In Hand Jumping (1139)

Show Date: 08-12-2024

w w w . H o r s e S h o w P a t t e r n s . c o m

w w w . H o r s e S h o w P a t t e r n s . c o m



[MHP/H-7]

Pattern Provided by:
Equine Committee

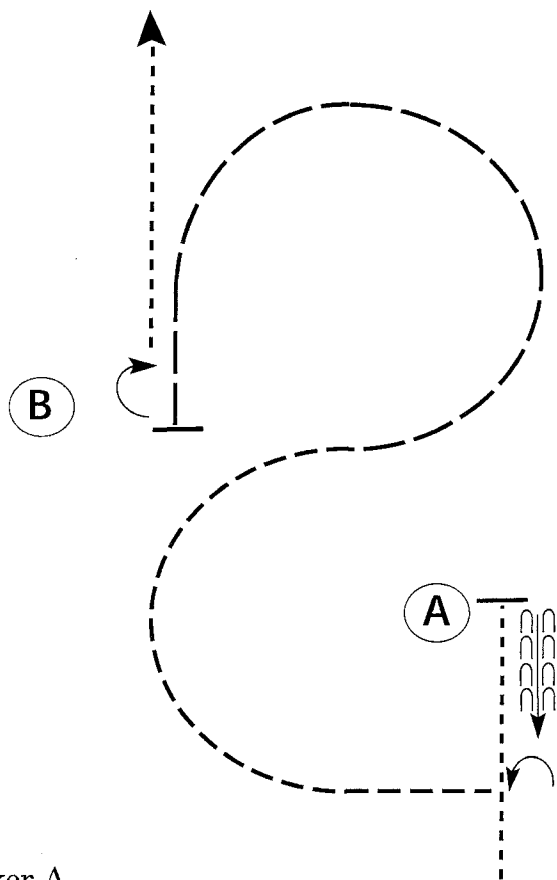
BCYF 2024

Sr. Horsemanship W/T (1180)

Show Date: 08-12-2024

www.HorseShowPatterns.com

www.HorseShowPatterns.com



Be ready before marker A.

1. Walk to A.
2. Stop and back approximately one horse length.
3. Execute a 1/4 turn to the left and jog a half circle.
4. Extend the jog to B.
5. Stop at B and execute a 1/2 turn to the right.
6. Walk to exit.

Follow the instructions of your ring steward.

Walk	-----
Jog	- - - - -
Extended Jog	- - - - -
Lope	—————
Leg Yield	
Lead Change	— / —
Back	← 55555
Marker	ⓑ
Sidepass	← — — — — →

[WH/WT-68]

Pattern Provided by:
Equine Committee

BCYF 2024

Green Western Riding (1196)

Show Date: 08-12-2024

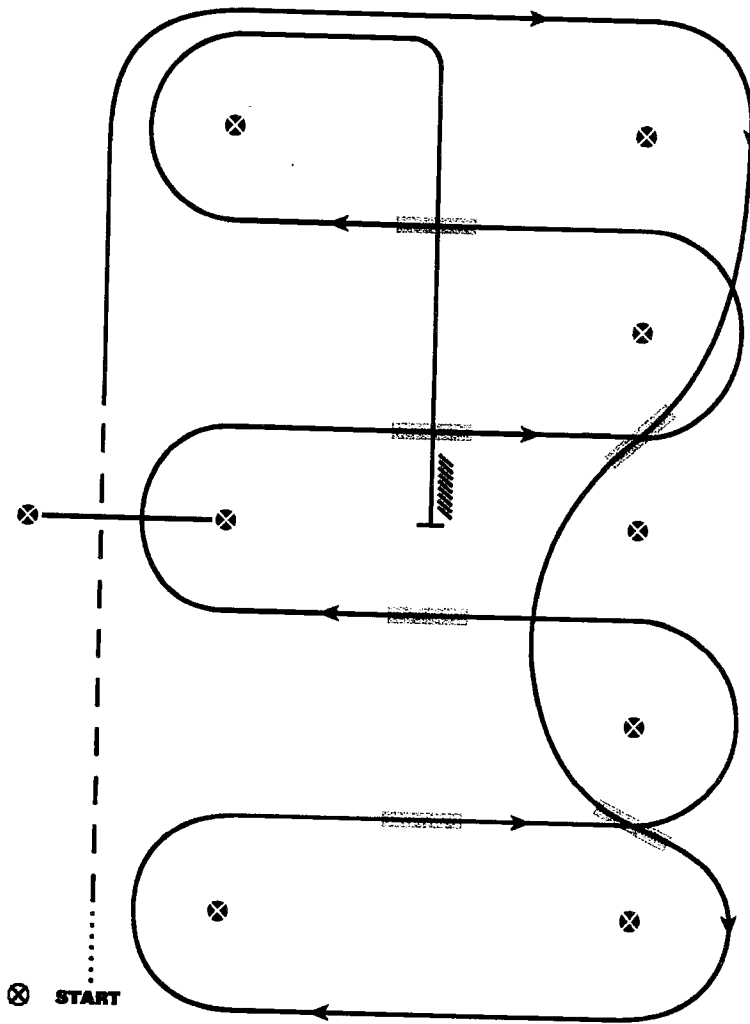
W W W . H o r s e S h o w P a t t e r n s . c o m

W W W . H o r s e S h o w P a t t e r n s . c o m

LEVEL I WESTERN RIDING PATTERN 6

LEGEND

- Walk
- - - - - Jog
- Lope
- /////// Back
- ▭ Load Changing Area



1. Walk at least 15 feet from start cone to the first marker, transition to jog, jog over log.
2. Transition to the lope right lead & lope around end
3. First line change
4. Second line change, lope around the end of arena
5. First crossing change
6. Second crossing change
7. Lope over log
8. Third crossing change
9. Fourth crossing change
10. Lope up the center, stop & back

Revised 06-07-2021

[WR/GP-6]

Pattern Provided by:
Equine Committee

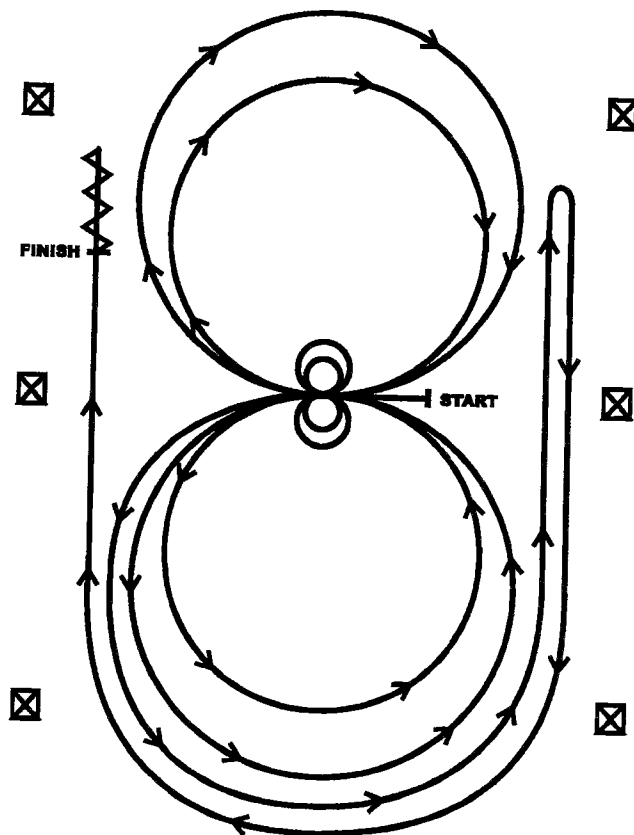
BCYF 2024

Reining (1223, 1224)

Show Date: 08-12-2024

REINING PATTERN A

Approved only for Level I Youth & Amateur, Youth 13 & Under



- Horses may walk or jog to the center of the arena. Horses must walk or stop prior to starting the pattern. Beginning at the center of the arena facing the left wall or fence.
1. Beginning on the left lead, complete two circles to the left. Stop at the center of the arena. Hesitate.
 2. Complete two spins to the left. Hesitate.
 3. Beginning on the right lead complete two circles to the right. Stop at the center of the arena. Hesitate.
 4. Complete two spins to the right. Hesitate.
 5. Beginning on the left lead, go around the end of the arena, run down the right side of the arena past center marker, stop and roll back right.
 6. Continue around the end of the arena to run down the left side of the arena past the center marker. Stop. Back up. Hesitate to demonstrate completion of the pattern. See the Judges' Guide for a summary of other allowances made in the Handbook.

Pattern Provided by:
Equine Committee

[R/AQHAP-A]

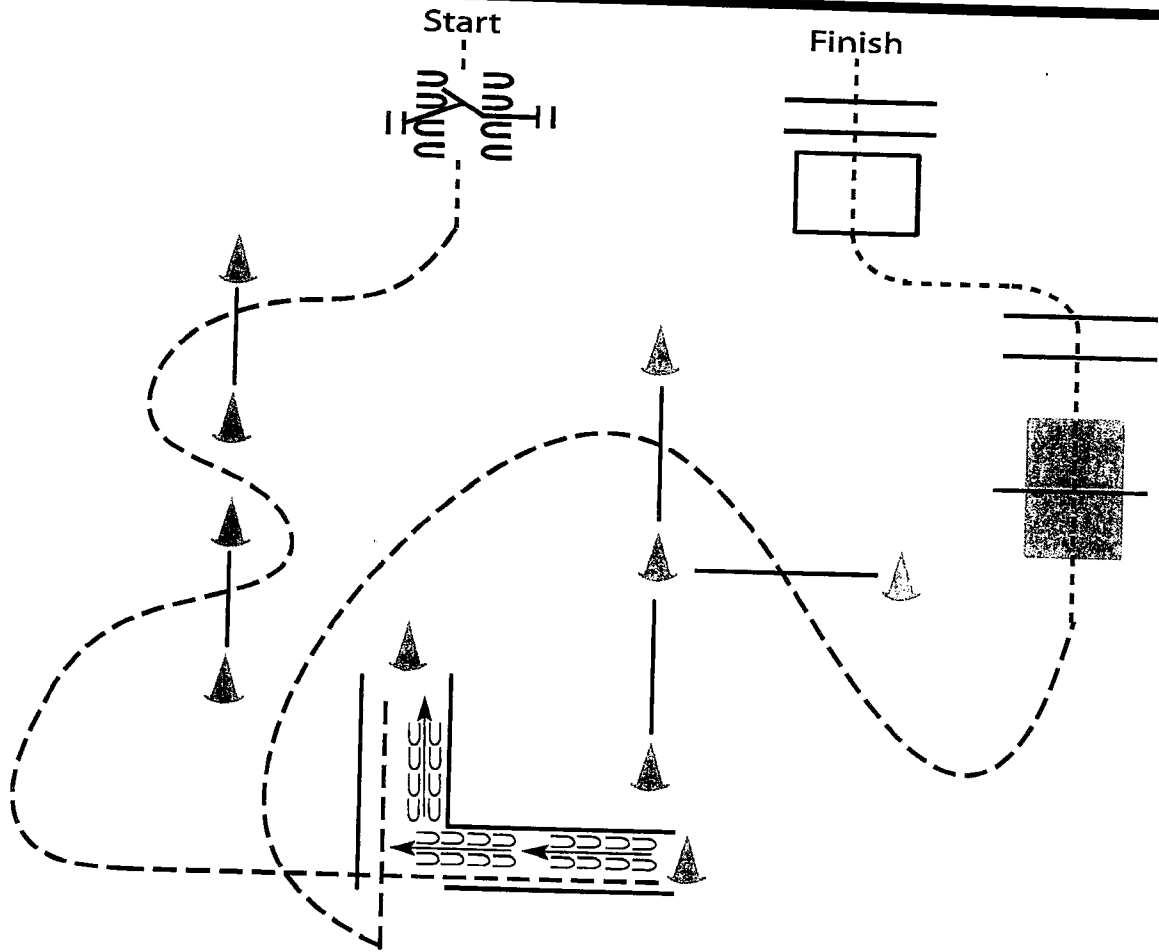
BCYF 2024

In hand Trail (1230, 1231, 1242, 1243)

Show Date: 08-12-2024

www.HorseShowPatterns.com

www.HorseShowPatterns.com



1. Walk to and work gate with right hand.
2. Jog through cones, over poles and into chute.
3. Back the L.
4. Jog out of chute, over poles and to bridge.
5. Walk over bridge and poles to box.
6. Walk through box and over elevated poles to finish.

Walk	-----
Jog	- - - - -
Extended Jog	-----
Lope	—————
Leg Yield	
Lead Change	—/—
Back	←←←←←
Marker	Ⓚ
Sidepass	←-----←

Pattern Provided by:

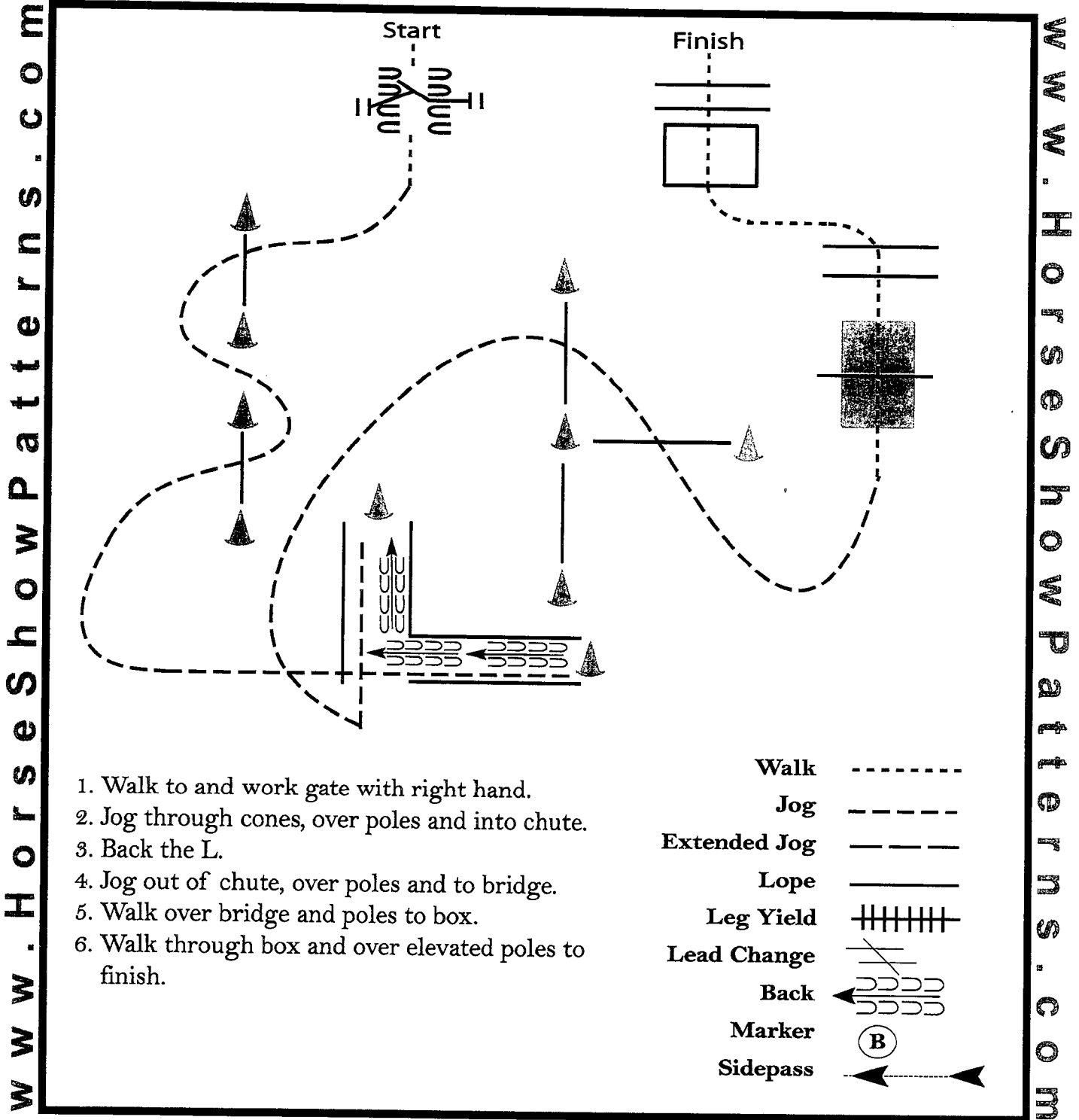
Equine Committee

[T/WT-48]

BCYF 2024

Trail Walk Trot (1234, 1244, 1245, 1246)

Show Date: 08-12-2024



[T/WT-48]

Pattern Provided by:
Equine Committee

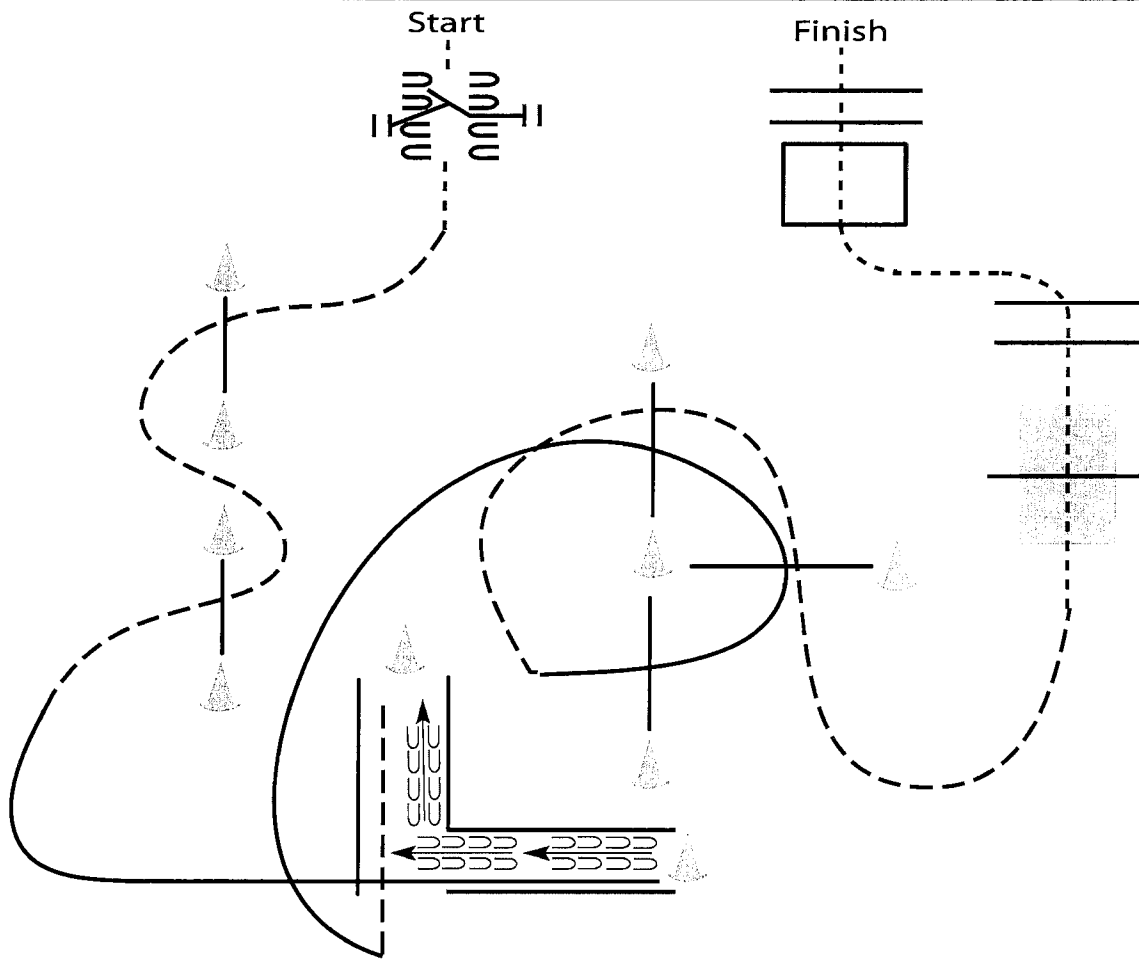
BCYF 2024

Sr. Trail (1235, 1236, 1237)

Show Date: 08-12-2024

www.HorseShowPatterns.com

www.HorseShowPatterns.com



1. Walk to and work gate with right hand.
2. Jog through cones and over poles.
3. Lope on the left lead over pole and into chute.
4. Back the L.
5. Jog out of chute. Lope over poles on the right lead as shown.
6. Break to a jog and jog over poles and to bridge.
7. Walk over bridge and poles to box.
8. Walk through box and over elevated poles to finish.

Walk	-----
Jog	- - - - -
Extended Jog	- - - - -
Lope	—————
Leg Yield	
Lead Change	— / —
Back	← ← ← ← ←
Marker	Ⓚ
Sidepass	← — — — — →

[T/2-48]

Pattern Provided by:
Equine Committee

#1143

1154

1165

1171



40'



58'



NI

#

1144

1155

1166

1172

↓
5

40

↓
0

↘
←

↘
↑

—

58

↓
0

↓
3

NI

1146


Medal



416



58



#1150

1160



2/6: 1-5-6-7

1N